

### Fixed Income Daily Report

Monday, 03 June 2024 09:10:12

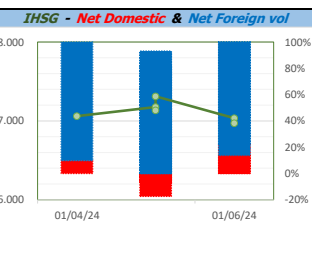
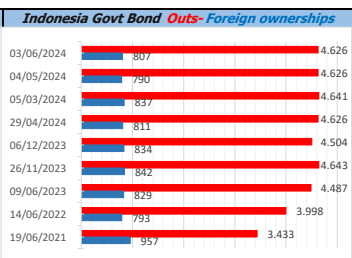
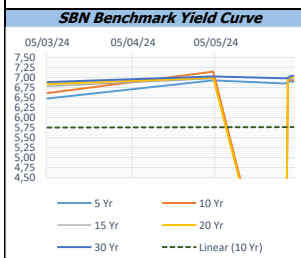
Global Market				Policy rates				
Indicator	price yesterday	TOD price	% chg.	Indicator	Date	Last	Prev.	Trend
USD/IDR Today	16250	16243	-0,04%	BI-7 DS RR		6,25	6,00	↑
SGD/IDR Spot	12016	12027	0,09%	BI - Depfac	22/05/2024	5,50	5,25	↑
MYR/IDR Spot	3455	3451	-0,10%	BI - LF		7,00	6,75	↑
SAR/IDR Spot	4333	4333	0,00%	US Fed's Current Range		5,50	5,50	→
US - Dow Jones Industrial Average	38111	38686	1,49%	LPS IDR		4,25	4,25	→
Tokyo - Nikkei 225	38488	38901	1,06%	LPS USD	01/02/2024	2,25	2,25	→
Hong Kong - Hang Seng Index	18080	18509	2,32%	LPS BPR		6,75	6,75	→
Singapore - Srait Time Index STI	3337	3345	0,24%					
Indonesia - IHSG	6971	7006	0,50%					
WTI Crude Oil Future/ barrel (May. 2024)	82,85	82,85	0,00%					
Gold Spot \$/Oz	2329,36	2329,73	0,02%					
Ice Newcastle Coal/ metric ton	140,25	140,75	0,36%					
Malaysia CPO Contract (MYR/Metric ton)	3801,00	3801,00	0,00%					

Indonesia Economic Data (in US\$ Billion, or percentage)				
Indicator	Date	Last	Prev.	Trend
GDP (Gross Domestic Bruto)	31/03/2024	5,11	5,04	↑
CPI (YoY)	30/04/2024	3,00	3,05	↓
CPI Core (YoY)	30/04/2024	1,82	2,82	↓
CPI (MoM)	31/03/2024	0,25	0,52	↓
Trade Balance (USD Billion)	30/04/2024	\$ 3.559	\$ 4.578	↓
Export Growth	30/04/2024	\$ 1,72	\$ -3,75	↑
Import Growth	30/04/2024	\$ 4,62	\$ -12,76	↑
Foreign Reserves	30/04/2024	\$ 136,20	\$ 140,39	↓
Balance of Payment	31/03/2024	\$ -2.161	\$ -1.120	↓

Foreign currency (US\$) and Money Market (Rp.)				
Tenor	Sett. Date	BID	OFFER	Gap.
TOD	03/06/2024	16.240	16.250	10,00
TOM	04/06/2024	16.240	16.250	10,23
SPOT	05/06/2024	16.240	16.250	10,23
NDF 1Mo.	05/07/2024	16.244	16.252	8,00
D-NDF 3Mo.	05/09/2024	16.267	16.282	15,00
1 Wk.	12/06/2024	16.241	16.252	10,40
2 Wk.	20/06/2024	16.242	16.254	12,00
1 Mo.	05/07/2024	16.246	16.257	11,00
2 Mo.	05/08/2024	16.255	16.269	14,00
3 Mo.	05/09/2024	16.265	16.277	12,00
6 Mo.	05/12/2024	16.295	16.323	27,50
1 Yr.	05/06/2025	16.388	16.423	35,00

Money Market Rates (ACT/360)									
RATE	O/N	1 Wk	2 Wk	1 Mo	2 Mo	3 Mo	6 Mo	9 Mo	1 Yr
INTERBANK (IDR)	6,11%	6,48%	6,70%	6,93%	6,31%	7,09%	no data	no data	no data
INTERBANK (USD)	5,36%	5,39%	5,40%	5,45%	5,46%	5,50%	5,54%	5,55%	5,53%
<b>INDONESIA</b>	<b>6,11%</b>								
SIBOR (SGD)	0,10%	0,14%	no data	0,17%	0,21%	0,25%	0,35%	0,47%	0,58%
LIBOR (USD)	5,06%	no data	no data	5,44%	no data	5,60%	5,74%	no data	6,04%
JIBOR (IDR)	6,11%	6,50%	no data	6,90%	no data	7,18%	7,30%	no data	7,45%

Indonesia Government Bond									
Seri	Coupon	Bid	Offer	Bid Yield	Day(s) to Next Coupon	Last Week	Last Month	Day(s) to maturity	Trend
FR0064	6,125	97,53	97,89	6,850	163	97,64	97,64	1420 Hari	↓
FR0081	6,500	99,83	100,04	6,672	10	99,93	99,93	370 Hari	↓
FR0084	7,250	100,90	101,35	6,671	71	101,13	101,13	612 Hari	↓
FR0090	5,125	95,75	96,05	6,780	132	95,97	95,97	1030 Hari	↓
FR0091	6,375	97,19	97,62	6,841	132	97,24	97,24	2832 Hari	↓
FR0092	7,125	101,32	101,92	6,995	10	101,62	101,62	6494 Hari	↓
FR0093	6,375	95,00	97,13	6,962	40	96,07	96,07	4722 Hari	↓
FR0089	6,875	98,15	98,72	7,027	71	98,39	98,39	9796 Hari	↓
FR0095	6,375	98,41	98,75	6,813	71	98,55	98,55	1511 Hari	↓
FR0096	7,000	100,63	100,89	6,901	71	100,72	100,72	3133 Hari	↓
PBS012	8,875	112,98	113,58	6,636	163	113,28	113,28	2682 Hari	↓
PBS003	6,000	98,18	98,72	6,770	40	98,45	98,45	941 Hari	↓
PBS031	4,000	99,62	99,68	7,293	40	99,65	99,65	39 Hari	↓
PBS033	6,750	98,60	99,23	6,872	10	98,91	98,91	8295 Hari	↓
PBS036	5,375	98,24	98,46	6,913	71	98,24	98,05	430 Hari	↓
PBS037	6,875	101,00	101,56	6,749	102	101,28	101,28	4242 Hari	↓
PBS029	6,375	97,93	98,67	6,664	102	98,30	98,30	3521 Hari	↓
PBS034	6,500	97,80	98,70	6,735	10	98,25	98,25	5413 Hari	↓
FR0100	6,625	97,83	98,14	6,934	71	98,00	98,00	3493 Hari	↓
FR0101	6,875	99,89	100,15	6,899	132	100,03	100,03	1751 Hari	↓
FR0102	6,875	98,11	98,49	7,026	40	98,15	98,15	10846 Hari	↓
FR0098	7,125	101,54	101,95	6,951	10	101,61	101,61	5053 Hari	↓
FR0097	7,125	101,53	101,88	6,979	10	101,56	101,56	6854 Hari	↓
PBS038	6,875	97,42	97,90	7,095	10	97,66	97,66	9196 Hari	↓
PBS004	6,100	93,79	94,51	6,838	71	94,15	94,15	4574 Hari	↓
PBS030	5,875	96,86	97,45	6,760	40	97,15	97,15	1480 Hari	↓
PBS039	6,625	98,13	98,87	6,811	40	98,50	98,50	6163 Hari	↓
PBS032	4,875	96,10	96,51	6,886	40	96,30	96,30	759 Hari	↓



Tim Riset:

Ryan Eka Putra - Dealer FI - Ext:7952 - ryan.ekaputra@banksumselbabel.com

**Disclaimer/ Pernyataan bebas tanggung jawab:** Semua data dalam lembar ini hanya digunakan sebagai informasi. Kinerja masa lalu bukan merupakan indikasi kinerja masa depan atau perkiraan performa suatu instrumen. Informasi yang dimuat dalam lembar ini diperoleh dari sumber yang dapat dipercaya, namun BPD Sumsel Babel tidak menjamin kelengkapan atau akurasi. Data, opini dan perkiraan yang diungkapkan dapat berubah tanpa pemberitahuan dan BPD Sumsel Babel tegas menolak setiap dan semua tanggung jawab atas pernyataan dan jaminan, tersurat maupun tersirat, yang tercantum di sini, atau yang tidak dicantumkan.