

Fixed Income Daily Report

Tuesday, 04 June 2024 09:00:30

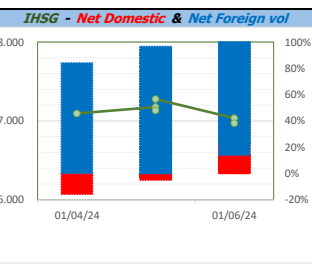
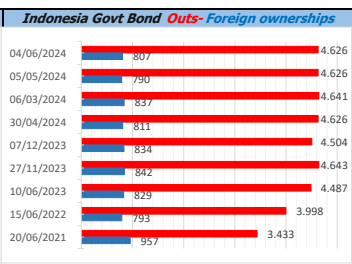
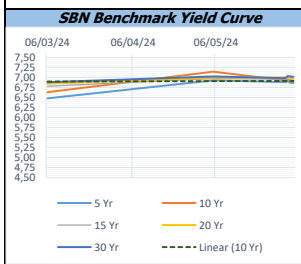
Global Market				Policy rates				
Indicator	price yesterday	TOD price	% chg.	Indicator	Date	Last	Prev.	Trend
USD/IDR Today	16250	16230	-0,12%	BI-7 DS RR		6,25	6,00	↑
SGD/IDR Spot	12016	12008	-0,06%	BI - Depfac	22/05/2024	5,50	5,25	↑
MYR/IDR Spot	3455	3451	-0,10%	BI - LF		7,00	6,75	↑
SAR/IDR Spot	4328	4327	-0,02%	US Fed's Current Range		5,50	5,50	→
US - Dow Jones Industrial Average	38686	38571	-0,30%	LPS IDR		4,25	4,25	→
Tokyo - Nikkei 225	38923	38706	-0,56%	LPS USD	01/02/2024	2,25	2,25	→
Hong Kong - Hang Seng Index	18080	18403	1,76%	LPS BPR		6,75	6,75	→
Singapore - Srait Time Index STI	3349	3345	-0,11%					
Indonesia - IHSG	6971	7036	0,93%					
WTI Crude Oil Future/ barrel (May. 2024)	82,85	82,85	0,00%					
Gold Spot \$/Oz	2347,46	2347,80	0,01%					
Ice Newcastle Coal/ metric ton	140,75	140,20	-0,39%					
Malaysia CPO Contract (MYR/Metric ton)	3801,00	3801,00	0,00%					

Indonesia Economic Data (in US\$ Billion, or percentage)				
Indicator	Date	Last	Prev.	Trend
GDP (Gross Domestic Bruto)	31/03/2024	5,11	5,04	↑
CPI (YoY)	31/05/2024	2,84	3	↓
CPI Core (YoY)	31/05/2024	1,93	6,04	↓
CPI (MoM)	30/04/2024	-0,03	0,25	↓
Trade Balance (USD Billion)	30/04/2024	\$ 3,559	\$ 4,578	↓
Export Growth	30/04/2024	\$ 1,72	\$ -3,75	↑
Import Growth	30/04/2024	\$ 4,62	\$ -12,76	↑
Foreign Reserves	30/04/2024	\$ 136,20	\$ 140,39	↓
Balance of Payment	31/03/2024	\$ -2,161	\$ -1,120	↓

Foreign currency (US\$) and Money Market (Rp.)				
Tenor	Sett. Date	BID	OFFER	Gap.
TOD	04/06/2024	16.225	16.230	5,00
TOM	05/06/2024	16.225	16.230	5,18
SPOT	06/06/2024	16.225	16.230	5,18
NDF 1Mo.	08/07/2024	16.197	16.207	10,00
D-NDF 3Mo.	06/09/2024	16.221	16.239	18,00
1 Wk.	13/06/2024	16.226	16.232	5,23
2 Wk.	20/06/2024	16.227	16.234	6,98
1 Mo.	08/07/2024	16.232	16.238	6,00
2 Mo.	06/08/2024	16.240	16.250	9,72
3 Mo.	06/09/2024	16.250	16.260	9,72
6 Mo.	06/12/2024	16.292	16.299	7,00
1 Yr.	06/06/2025	16.375	16.400	25,00

Money Market Rates (ACT/360)									
RATE	O/N	1 Wk	2 Wk	1 Mo	2 Mo	3 Mo	6 Mo	9 Mo	1 Yr
INTERBANK (IDR)	6,11%	6,48%	6,68%	6,95%	5,62%	7,09%	no data	no data	no data
INTERBANK (USD)	5,36%	5,38%	5,39%	5,43%	5,49%	5,50%	5,51%	5,53%	5,51%
INDONESIA	6,11%								
SIBOR (SGD)	0,10%	0,14%	no data	0,17%	0,21%	0,25%	0,35%	0,47%	0,58%
LIBOR (USD)	5,06%	no data	no data	5,44%	no data	5,60%	5,74%	no data	6,04%
JIBOR (IDR)	6,11%	6,50%	no data	6,90%	no data	7,18%	7,29%	no data	7,45%

Indonesia Government Bond									
Seri	Coupon	Bid	Offer	Bid Yield	Day(s) to Next Coupon	Last Week	Last Month	Day(s) to maturity	Trend
FR0064	6,125	97,52	97,88	6,847	162	97,64	97,64	1419 Hari	↓
FR0081	6,500	99,86	100,06	6,645	9	99,93	99,93	369 Hari	↓
FR0084	7,250	100,89	101,34	6,675	70	101,13	101,13	611 Hari	↓
FR0090	5,125	95,81	96,13	6,756	131	95,97	95,97	1029 Hari	↓
FR0091	6,375	97,22	97,64	6,835	131	97,24	97,24	2831 Hari	↓
FR0092	7,125	101,43	102,12	6,982	9	101,62	101,62	6493 Hari	↓
FR0093	6,375	95,22	96,37	6,935	39	96,07	96,07	4721 Hari	↓
FR0089	6,875	98,10	98,62	7,029	70	98,39	98,39	9795 Hari	↓
FR0095	6,375	98,42	98,78	6,814	70	98,55	98,55	1510 Hari	↓
FR0096	7,000	100,70	101,04	6,887	70	100,72	100,72	3132 Hari	↓
PBS012	8,875	112,79	113,38	6,666	162	113,28	113,28	2681 Hari	↓
PBS003	6,000	97,92	98,54	6,882	39	98,45	98,45	940 Hari	↓
PBS031	4,000	99,62	99,68	7,352	39	99,65	99,65	38 Hari	↓
PBS033	6,750	98,60	99,23	6,872	9	98,91	98,91	8294 Hari	↓
PBS036	5,375	98,23	98,42	6,930	70	98,32	98,32	429 Hari	↓
PBS037	6,875	100,49	101,16	6,812	101	101,28	101,28	4241 Hari	↓
PBS029	6,375	97,77	98,67	6,688	101	98,30	98,30	3520 Hari	↓
PBS034	6,500	97,61	98,51	6,755	9	98,25	98,25	5412 Hari	↓
FR0100	6,625	98,07	98,36	6,894	70	98,00	98,00	3492 Hari	↓
FR0101	6,875	99,98	100,26	6,865	131	100,03	100,03	1750 Hari	↓
FR0102	6,875	98,21	98,71	7,016	39	98,15	98,15	10845 Hari	↑
FR0098	7,125	101,72	102,16	6,926	9	101,61	101,61	5052 Hari	↑
FR0097	7,125	101,62	101,98	6,970	9	101,56	101,56	6853 Hari	↑
PBS038	6,875	97,42	97,90	7,095	9	97,66	97,66	9195 Hari	↓
PBS004	6,100	93,69	94,40	6,851	70	94,15	94,15	4573 Hari	↓
PBS030	5,875	96,83	97,41	6,770	39	97,15	97,15	1479 Hari	↓
PBS039	6,625	97,77	98,52	6,847	39	98,50	98,50	6162 Hari	↓
PBS032	4,875	96,09	96,31	6,893	39	96,30	96,30	758 Hari	↓



Tim Riset:
 Ryan Eka Putra - Dealer FI - Ext.7952 - ryan.ekaputra@banksumselbabel.com
 Disclaimer/ Pernyataan bebas tanggung jawab: Semua data dalam lembar ini hanya digunakan sebagai informasi. Kinerja masa lalu bukan merupakan indikasi kinerja masa depan atau penilaian performa atas suatu instrumen. Informasi yang dimuat dalam lembar ini diperoleh dari sumber yang dapat dipercaya, namun BPD Sumsel Babel tidak menjamin kelengkapan atau akurasi. Data, opini dan penilaian yang diungkapkan dapat berubah tanpa pemberitahuan dan BPD Sumsel Babel tegas menolak setiap dan semua tanggung jawab atas pernyataan dan jaminan, tersurat maupun tertera, yang tercantum di sini, atau yang tidak dicantumkan.