

Fixed Income Daily Report

Wednesday, 05 June 2024 09:00:34

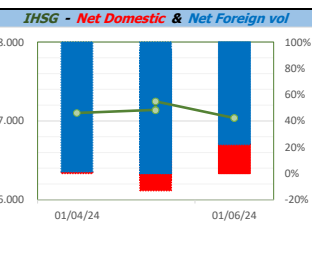
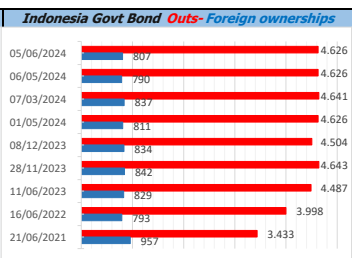
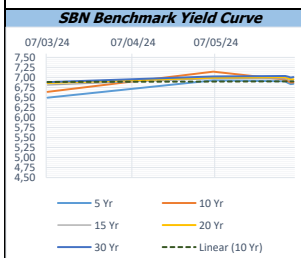
Global Market				Policy rates				
Indicator	price yesterday	TOD price	% chg.	Indicator	Date	Last	Prev.	Trend
USD/IDR Today	16230	16220	-0,06%	BI-7 DS RR		6,25	6,00	↑
SGD/IDR Spot	12008	12042	0,28%	BI - Depfac	22/05/2024	5,50	5,25	↑
MYR/IDR Spot	3451	3452	0,02%	BI - LF		7,00	6,75	↑
SAR/IDR Spot	4325	4330	0,12%	US Fed's Current Range		5,50	5,50	→
US - Dow Jones Industrial Average	38571	38711	0,36%	LPS IDR		4,25	4,25	→
Tokyo - Nikkei 225	38837	38361	-1,24%	LPS USD	01/02/2024	2,25	2,25	→
Hong Kong - Hang Seng Index	18444	18635	1,02%	LPS BPR		6,75	6,75	→
Singapore - Srait Time Index STI	3339	3340	0,02%					
Indonesia - IHSG	7036	7099	0,89%					
WTI Crude Oil Future/ barrel (May. 2024)	82,85	82,85	0,00%					
Gold Spot \$/Oz	2329,67	2330,02	0,02%					
Ice Newcastle Coal/ metric ton	140,20	137,95	-1,63%					
Malaysia CPO Contract (MYR/Metric ton)	3801,00	3801,00	0,00%					

Indonesia Economic Data (in US\$ Billion, or percentage)				
Indicator	Date	Last	Prev.	Trend
GDP (Gross Domestic Bruto)	31/03/2024	5,11	5,04	↑
CPI (YoY)	31/05/2024	2,84	3	↓
CPI Core (YoY)	31/05/2024	1,93	6,04	↓
CPI (MoM)	30/04/2024	-0,03	0,25	↓
Trade Balance (USD Billion)	30/04/2024	\$ 3.559	\$ 4.578	↓
Export Growth	30/04/2024	\$ 1,72	\$ -3,75	↑
Import Growth	30/04/2024	\$ 4,62	\$ -12,76	↑
Foreign Reserves	30/04/2024	\$ 136,20	\$ 140,39	↓
Balance of Payment	31/03/2024	\$ -2.161	\$ -1.120	↓

Foreign currency (US\$) and Money Market (Rp.)				
Tenor	Sett. Date	BID	OFFER	Gap.
TOD	05/06/2024	16.220	16.235	15,00
TOM	06/06/2024	16.220	16.235	15,18
SPOT	07/06/2024	16.220	16.235	15,18
NDF 1Mo.	08/07/2024	16.269	16.279	10,00
D-NDF 3Mo.	09/09/2024	16.293	16.313	20,00
1 Wk.	14/06/2024	16.221	16.237	15,45
2 Wk.	21/06/2024	16.222	16.238	16,47
1 Mo.	08/07/2024	16.225	16.243	18,25
2 Mo.	07/08/2024	16.232	16.253	21,00
3 Mo.	09/09/2024	16.245	16.262	17,00
6 Mo.	09/12/2024	16.284	16.302	18,00
1 Yr.	09/06/2025	16.375	16.405	30,00

Money Market Rates (ACT/360)									
RATE	O/N	1 Wk	2 Wk	1 Mo	2 Mo	3 Mo	6 Mo	9 Mo	1 Yr
INTERBANK (IDR)	6,05%	6,45%	6,68%	6,84%	8,79%	7,09%	no data	no data	no data
INTERBANK (USD)	5,36%	5,38%	5,36%	5,47%	5,47%	5,53%	5,52%	5,51%	5,48%
INDONESIA	6,05%								
SIBOR (SGD)	0,10%	0,14%	no data	0,17%	0,21%	0,25%	0,35%	0,47%	0,58%
LIBOR (USD)	5,06%	no data	no data	5,44%	no data	5,60%	5,74%	no data	6,04%
JIBOR (IDR)	6,05%	6,50%	no data	6,90%	no data	7,18%	7,29%	no data	7,45%

Indonesia Government Bond									
Seri	Coupon	Bid	Offer	Bid Yield	Day(s) to Next Coupon	Last Week	Last Month	Day(s) to maturity	Trend
FR0064	6,125	97,67	97,93	6,809	161	97,64	97,64	1418 Hari	↑
FR0081	6,500	99,87	100,03	6,629	8	99,93	99,93	368 Hari	↓
FR0084	7,250	100,89	101,33	6,674	69	101,13	101,13	610 Hari	↓
FR0090	5,125	95,94	96,23	6,707	130	95,97	95,97	1028 Hari	↓
FR0091	6,375	97,18	97,57	6,844	130	97,24	97,24	2830 Hari	↓
FR0092	7,125	101,52	102,23	6,975	8	101,62	101,62	6492 Hari	↓
FR0093	6,375	95,27	97,08	6,929	38	96,07	96,07	4720 Hari	↓
FR0089	6,875	98,20	98,75	7,023	69	98,39	98,39	9794 Hari	↓
FR0095	6,375	98,47	98,80	6,798	69	98,55	98,55	1509 Hari	↓
FR0096	7,000	100,83	101,13	6,870	69	100,72	100,72	3132 Hari	↑
PBS012	8,875	112,80	113,39	6,664	161	113,28	113,28	2680 Hari	↓
PBS003	6,000	97,92	98,54	6,880	38	98,45	98,45	939 Hari	↓
PBS031	4,000	99,57	99,66	7,892	38	99,65	99,65	37 Hari	↓
PBS033	6,750	98,60	99,23	6,872	8	98,91	98,91	8293 Hari	↓
PBS036	5,375	98,37	98,52	6,812	69	98,32	98,32	428 Hari	↑
PBS037	6,875	100,49	101,16	6,812	100	101,28	101,28	4240 Hari	↓
PBS029	6,375	97,79	98,67	6,684	100	98,30	98,30	3519 Hari	↓
PBS034	6,500	97,52	98,41	6,766	8	98,25	98,25	5411 Hari	↓
FR0100	6,625	98,27	98,50	6,870	69	98,00	98,00	3492 Hari	↑
FR0101	6,875	100,14	100,38	6,838	130	100,03	100,03	1749 Hari	↑
FR0102	6,875	98,32	98,71	7,009	38	98,15	98,15	10844 Hari	↑
FR0098	7,125	101,99	102,39	6,901	8	101,61	101,61	5051 Hari	↑
FR0097	7,125	101,83	102,14	6,950	8	101,56	101,56	6852 Hari	↑
PBS038	6,875	97,42	97,90	7,095	8	97,66	97,66	9194 Hari	↓
PBS004	6,100	93,39	94,09	6,888	69	94,15	94,15	4572 Hari	↓
PBS030	5,875	96,86	97,44	6,760	38	97,15	97,15	1478 Hari	↓
PBS039	6,625	97,79	98,52	6,845	38	98,50	98,50	6161 Hari	↓
PBS032	4,875	96,14	96,40	6,869	38	96,30	96,30	757 Hari	↓



Tim Riset:
 Ryan Eka Putra - Dealer FI - Ext.7952 - ryan.ekaputra@banksumselbabel.com
 Disclaimer/ Pernyataan bebas tanggung jawab: Semua data dalam lembar ini hanya digunakan sebagai informasi. Kinerja masa lalu bukan merupakan indikasi kinerja masa depan atau perkiraan performa suatu instrumen. Informasi yang dimuat dalam lembar ini diperoleh dari sumber yang dapat dipercaya, namun BPD Sumsel Babel tidak menjamin kelengkapan atau akurasi. Data, opini dan perkiraan yang diungkapkan dapat berubah tanpa pemberitahuan dan BPD Sumsel Babel tegas menolak setiap dan semua tanggung jawab atas pernyataan dan jaminan, tersurat maupun terasur, yang tercantum di sini, atau yang tidak dicantumkan.