

### Fixed Income Daily Report

Wednesday, 12 June 2024 09:02:39

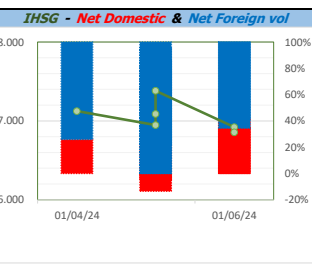
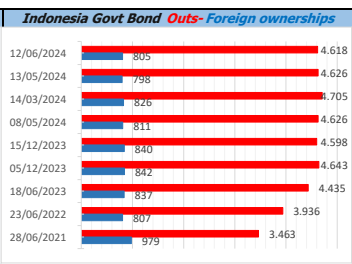
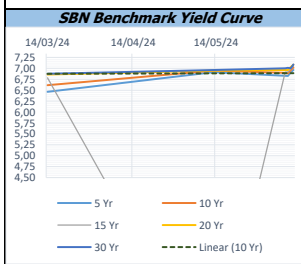
| Global Market                            |                 |           |        | Policy rates           |            |      |       |       |
|--|-----------------|-----------|--------|------------------------|------------|------|-------|-------|
| Indicator                                | price yesterday | TOD price | % chg. | Indicator              | Date       | Last | Prev. | Trend |
| USD/IDR Today                            | 16290           | 16295     | 0,03%  | BI-7 DS RR             |            | 6,25 | 6,00  | ↑     |
| SGD/IDR Spot                             | 12043           | 12044     | 0,01%  | BI - Depfac            | 22/05/2024 | 5,50 | 5,25  | ↑     |
| MYR/IDR Spot                             | 3450            | 3456      | 0,15%  | BI - LF                |            | 7,00 | 6,75  | ↑     |
| SAR/IDR Spot                             | 4344            | 4344      | 0,00%  | US Fed's Current Range |            | 5,50 | 5,50  | →     |
| US - Dow Jones Industrial Average        | 38868           | 38747     | -0,31% | LPS IDR                |            | 4,25 | 4,25  | →     |
| Tokyo - Nikkei 225                       | 39135           | 38830     | -0,79% | LPS USD                | 01/02/2024 | 2,25 | 2,25  | →     |
| Hong Kong - Hang Seng Index              | 18176           | 17921     | -1,43% | LPS BPR                |            | 6,75 | 6,75  | →     |
| Singapore - Srait Time Index STI         | 3309            | 3314      | 0,14%  |                        |            |      |       |       |
| Indonesia - IHSG                         | 6856            | 6856      | 0,01%  |                        |            |      |       |       |
| WTI Crude Oil Future/ barrel (Jun. 2024) | 79,26           | 79,26     | 0,00%  |                        |            |      |       |       |
| Gold Spot \$/Oz                          | 2314,24         | 2314,62   | 0,02%  |                        |            |      |       |       |
| Ice Newcastle Coal/ metric ton           | 131,85          | 131,25    | -0,46% |                        |            |      |       |       |
| Malaysia CPO Contract (MYR/Metric ton)   | 3931,00         | 3931,00   | 0,00%  |                        |            |      |       |       |

| Indonesia Economic Data (in US\$ Billion, or percentage) |            |           |           |       |
|--|------------|-----------|-----------|-------|
| Indicator  | Date       | Last      | Prev.     | Trend |
| GDP (Gross Domestic Bruto)                               | 31/03/2024 | 5,11      | 5,04      | ↑     |
| CPI (YoY)  | 31/05/2024 | 2,84      | 3         | ↓     |
| CPI Core (YoY)   | 31/05/2024 | 1,93      | 6,04      | ↓     |
| CPI (MoM)  | 30/04/2024 | -0,03     | 0,25      | ↓     |
| Trade Balance (USD Billion)                              | 30/04/2024 | \$ 3.559  | \$ 4.578  | ↓     |
| Export Growth  | 30/04/2024 | \$ 1,72   | \$ -3,75  | ↑     |
| Import Growth  | 30/04/2024 | \$ 4,62   | \$ -12,76 | ↑     |
| Foreign Reserves   | 31/05/2024 | \$ 139,00 | \$ 136,22 | ↑     |
| Balance of Payment                                       | 31/03/2024 | \$ -2.161 | \$ -1.120 | ↓     |

| Foreign currency (US\$) and Money Market (Rp.) |            |        |        |       |
|--|------------|--------|--------|-------|
| Tenor  | Sett. Date | BID    | OFFER  | Gap.  |
| TOD  | 12/06/2024 | 16.280 | 16.300 | 20,00 |
| TOM  | 13/06/2024 | 16.280 | 16.300 | 20,15 |
| SPOT   | 14/06/2024 | 16.280 | 16.300 | 20,15 |
| NDF 1Mo.                                       | 15/07/2024 | 16.301 | 16.311 | 10,00 |
| D-NDF 3Mo.                                     | 17/09/2024 | 16.326 | 16.344 | 18,00 |
| 1 Wk.  | 21/06/2024 | 16.281 | 16.302 | 20,71 |
| 2 Wk.  | 28/06/2024 | 16.282 | 16.304 | 21,50 |
| 1 Mo.  | 15/07/2024 | 16.287 | 16.308 | 21,50 |
| 2 Mo.  | 14/08/2024 | 16.294 | 16.319 | 25,00 |
| 3 Mo.  | 17/09/2024 | 16.303 | 16.326 | 22,75 |
| 6 Mo.  | 16/12/2024 | 16.343 | 16.367 | 23,50 |
| 1 Yr.  | 16/06/2025 | 16.438 | 16.473 | 35,00 |

| Money Market Rates (ACT/360) |              |         |         |       |         |       |         |         |         |
|------------------------------|--------------|---------|---------|-------|---------|-------|---------|---------|---------|
| RATE                         | O/N          | 1 Wk    | 2 Wk    | 1 Mo  | 2 Mo    | 3 Mo  | 6 Mo    | 9 Mo    | 1 Yr    |
| INTERBANK (IDR)              | 6,01%        | 6,38%   | 6,45%   | 6,98% | 7,03%   | 7,09% | no data | no data | no data |
| INTERBANK (USD)              | 5,36%        | 5,38%   | 5,39%   | 5,46% | 5,46%   | 5,50% | 5,50%   | 5,53%   | 5,53%   |
| <b>INDONESIA</b>             | <b>6,01%</b> |         |         |       |         |       |         |         |         |
| SIBOR (SGD)                  | 0,10%        | 0,14%   | no data | 0,17% | 0,21%   | 0,25% | 0,35%   | 0,47%   | 0,58%   |
| LIBOR (USD)                  | 5,06%        | no data | no data | 5,44% | no data | 5,60% | 5,73%   | no data | 6,04%   |
| JIBOR (IDR)                  | 6,01%        | 6,50%   | no data | 6,90% | no data | 7,18% | 7,29%   | no data | 7,44%   |

| Indonesia Government Bond |        |        |        |           |                       |           |            |                    |       |
|---------------------------|--------|--------|--------|-----------|-----------------------|-----------|------------|--------------------|-------|
| Seri                      | Coupon | Bid    | Offer  | Bid Yield | Day(s) to Next Coupon | Last Week | Last Month | Day(s) to maturity | Trend |
| FR0064                    | 6,125  | 97,31  | 97,75  | 6,918     | 154                   | 97,78     | 97,64      | 1411 Hari          | ↓     |
| FR0081                    | 6,500  | 99,82  | 99,98  | 6,688     | 1                     | 99,92     | 99,93      | 361 Hari           | ↓     |
| FR0084                    | 7,250  | 100,82 | 101,29 | 6,718     | 62                    | 101,11    | 101,13     | 603 Hari           | ↓     |
| FR0090                    | 5,125  | 95,92  | 96,30  | 6,726     | 123                   | 96,12     | 95,97      | 1021 Hari          | ↓     |
| FR0091                    | 6,375  | 96,38  | 96,87  | 6,980     | 123                   | 97,15     | 97,24      | 2823 Hari          | ↓     |
| FR0092                    | 7,125  | 101,33 | 101,92 | 6,994     | 1                     | 101,72    | 101,62     | 6485 Hari          | ↓     |
| FR0093                    | 6,375  | 96,42  | 96,86  | 6,792     | 31                    | 94,90     | 94,90      | 4714 Hari          | ↑     |
| FR0089                    | 6,875  | 98,11  | 98,73  | 7,031     | 62                    | 98,38     | 98,39      | 9787 Hari          | ↓     |
| FR0095                    | 6,375  | 98,43  | 98,79  | 6,812     | 62                    | 98,73     | 98,55      | 1502 Hari          | ↓     |
| FR0096                    | 7,000  | 100,16 | 100,49 | 6,973     | 62                    | 101,00    | 100,72     | 3125 Hari          | ↓     |
| PBS012                    | 8,875  | 110,99 | 111,52 | 6,953     | 154                   | 113,22    | 113,28     | 2673 Hari          | ↓     |
| PBS003                    | 6,000  | 97,72  | 98,47  | 6,974     | 31                    | 98,62     | 98,62      | 932 Hari           | ↓     |
| PBS031                    | 4,000  | 99,63  | 99,73  | 8,069     | 31                    | 99,76     | 99,65      | 31 Hari            | ↓     |
| PBS033                    | 6,750  | 98,60  | 99,23  | 6,872     | 1                     | 98,92     | 98,91      | 8286 Hari          | ↓     |
| PBS036                    | 5,375  | 98,44  | 98,52  | 6,772     | 62                    | 98,51     | 98,35      | 421 Hari           | ↓     |
| PBS037                    | 6,875  | 100,37 | 101,13 | 6,827     | 93                    | 100,80    | 101,28     | 4233 Hari          | ↓     |
| PBS029                    | 6,375  | 97,76  | 98,67  | 6,689     | 93                    | 98,25     | 98,30      | 3512 Hari          | ↓     |
| PBS034                    | 6,500  | 97,37  | 98,17  | 6,782     | 1                     | 97,93     | 98,25      | 5404 Hari          | ↓     |
| FR0100                    | 6,625  | 97,23  | 97,50  | 7,023     | 62                    | 98,18     | 98,00      | 3485 Hari          | ↓     |
| FR0101                    | 6,875  | 99,65  | 99,90  | 6,958     | 123                   | 100,19    | 100,03     | 1742 Hari          | ↓     |
| FR0102                    | 6,875  | 97,38  | 97,75  | 7,086     | 31                    | 98,36     | 98,15      | 10837 Hari         | ↓     |
| FR0098                    | 7,125  | 100,64 | 101,07 | 7,052     | 1                     | 101,86    | 101,61     | 5044 Hari          | ↓     |
| FR0097                    | 7,125  | 100,40 | 100,82 | 7,087     | 1                     | 101,70    | 101,56     | 6845 Hari          | ↓     |
| PBS038                    | 6,875  | 97,76  | 98,24  | 7,065     | 1                     | 98,00     | 97,66      | 9187 Hari          | ↓     |
| PBS004                    | 6,100  | 93,16  | 93,77  | 6,918     | 62                    | 93,72     | 94,15      | 4566 Hari          | ↓     |
| PBS030                    | 5,875  | 96,62  | 97,19  | 6,833     | 31                    | 97,21     | 97,15      | 1472 Hari          | ↓     |
| PBS039                    | 6,625  | 97,72  | 98,20  | 6,853     | 31                    | 98,17     | 98,50      | 6155 Hari          | ↓     |
| PBS032                    | 4,875  | 96,07  | 96,62  | 6,928     | 31                    | 96,25     | 96,30      | 751 Hari           | ↓     |



Tim Riset:  
 Ryan Eka Putra - Dealer FI - Ext:7952 - ryan.ekaputra@banksumselbabel.com  
 Disclaimer/ Pernyataan bebas tanggung jawab: Semua data dalam lembar ini hanya digunakan sebagai informasi. Kinerja masa lalu bukan merupakan indikasi kinerja masa depan atau perkiraan performa suatu instrumen. Informasi yang dimuat dalam lembar ini diperoleh dari sumber yang dapat dipercaya, namun BPD Sumsel Babel tidak menjamin kelengkapan atau akurasi. Data, opini dan perkiraan yang diungkapkan dapat berubah tanpa pemberitahuan dan BPD Sumsel Babel tegas meniadakan setiap dan semua tanggung jawab atas pernyataan dan jaminan, tersurat maupun tertera, yang tercantum di sini, atau yang tidak dicantumkan.