

Fixed Income Daily Report

Thursday, 13 June 2024 09:00:00

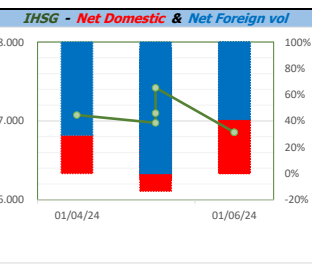
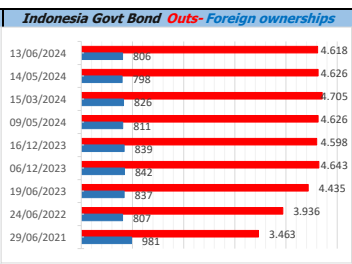
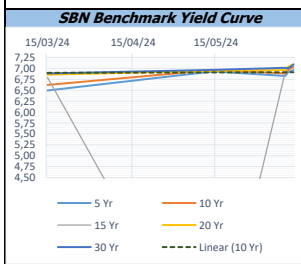
Global Market				Policy rates				
Indicator	price yesterday	TOD price	% chg.	Indicator	Date	Last	Prev.	Trend
USD/IDR Today	16290	16295	0,03%	BI-7 DS RR		6,25	6,00	↑
SGD/IDR Spot	12043	12049	0,05%	BI - Depfac	22/05/2024	5,50	5,25	↑
MYR/IDR Spot	3450	3453	0,07%	BI - LF		7,00	6,75	↑
SAR/IDR Spot	4330	4344	0,32%	US Fed's Current Range		5,50	5,50	→
US - Dow Jones Industrial Average	38747	38712	-0,09%	LPS IDR		4,25	4,25	→
Tokyo - Nikkei 225	38877	38929	0,13%	LPS USD	01/02/2024	2,25	2,25	→
Hong Kong - Hang Seng Index	17938	18158	1,21%	LPS BPR		6,75	6,75	→
Singapore - Srait Time Index STI	3307	3327	0,57%					
Indonesia - IHSG	6856	6850	-0,08%					
WTI Crude Oil Future/ barrel (Jun. 2024)	79,26	79,26	0,00%					
Gold Spot \$/Oz	2311,00	2311,39	0,02%					
Ice Newcastle Coal/ metric ton	131,25	132,95	1,28%					
Malaysia CPO Contract (MYR/Metric ton)	3962,00	3962,00	0,00%					

Indonesia Economic Data (in US\$ Billion, or percentage)				
Indicator	Date	Last	Prev.	Trend
GDP (Gross Domestic Bruto)	31/03/2024	5,11	5,04	↑
CPI (YoY)	31/05/2024	2,84	3	↓
CPI Core (YoY)	31/05/2024	1,93	6,04	↓
CPI (MoM)	30/04/2024	-0,03	0,25	↓
Trade Balance (USD Billion)	30/04/2024	\$ 3.559	\$ 4.578	↓
Export Growth	30/04/2024	\$ 1,72	\$ -3,75	↑
Import Growth	30/04/2024	\$ 4,62	\$ -12,76	↑
Foreign Reserves	31/05/2024	\$ 139,00	\$ 136,22	↑
Balance of Payment	31/03/2024	\$ -2.161	\$ -1.120	↓

Foreign currency (US\$) and Money Market (Rp.)				
Tenor	Sett. Date	BID	OFFER	Gap.
TOD	13/06/2024	16.295	16.300	5,00
TOM	14/06/2024	16.295	16.300	5,18
SPOT	20/06/2024	16.295	16.300	5,18
NDF 1Mo.	22/07/2024	16.269	16.283	14,00
D-NDF 3Mo.	20/09/2024	16.292	16.313	21,00
1 Wk.	27/06/2024	16.296	16.302	5,69
2 Wk.	05/07/2024	16.297	16.304	6,98
1 Mo.	22/07/2024	16.301	16.308	6,75
2 Mo.	20/08/2024	16.308	16.318	10,00
3 Mo.	20/09/2024	16.319	16.327	8,00
6 Mo.	20/12/2024	16.359	16.365	6,00
1 Yr.	20/06/2025	16.455	16.472	17,00

Money Market Rates (ACT/360)									
RATE	O/N	1 Wk	2 Wk	1 Mo	2 Mo	3 Mo	6 Mo	9 Mo	1 Yr
INTERBANK (IDR)	6,02%	6,35%	6,45%	6,85%	2,73%	7,09%	no data	no data	no data
INTERBANK (USD)	5,36%	5,38%	5,40%	5,46%	5,46%	5,53%	5,50%	5,48%	5,41%
INDONESIA	6,02%								
SIBOR (SGD)	0,10%	0,14%	no data	0,17%	0,21%	0,25%	0,35%	0,47%	0,58%
LIBOR (USD)	5,06%	no data	no data	5,45%	no data	5,61%	5,74%	no data	6,04%
JIBOR (IDR)	6,02%	6,50%	no data	6,90%	no data	7,18%	7,29%	no data	7,44%

Indonesia Government Bond									
Seri	Coupon	Bid	Offer	Bid Yield	Day(s) to Next Coupon	Last Week	Last Month	Day(s) to maturity	Trend
FR0064	6,125	97,57	97,86	6,838	149	97,78	97,64	1406 Hari	↓
FR0081	6,500	99,81	99,98	6,701	179	99,92	99,93	356 Hari	↓
FR0084	7,250	100,86	101,29	6,689	57	101,11	101,13	598 Hari	↓
FR0090	5,125	95,90	96,25	6,733	118	96,12	95,97	1016 Hari	↓
FR0091	6,375	96,39	96,82	6,978	118	97,15	97,24	2818 Hari	↓
FR0092	7,125	101,34	101,92	6,993	179	101,72	101,62	6480 Hari	↓
FR0093	6,375	96,16	96,79	6,823	26	94,90	94,90	4709 Hari	↑
FR0089	6,875	98,01	98,68	7,039	57	98,38	98,39	9782 Hari	↓
FR0095	6,375	98,47	98,83	6,799	57	98,73	98,55	1497 Hari	↓
FR0096	7,000	100,18	100,53	6,970	57	101,00	100,72	3120 Hari	↓
PBS012	8,875	112,93	114,03	6,638	149	113,22	113,28	2668 Hari	↓
PBS003	6,000	97,89	98,39	6,901	26	98,62	98,62	927 Hari	↓
PBS031	4,000	99,76	99,85	6,747	26	99,76	99,65	26 Hari	↑
PBS033	6,750	98,60	99,23	6,872	179	98,92	98,91	8281 Hari	↓
PBS036	5,375	98,46	98,53	6,760	57	98,51	98,35	416 Hari	↓
PBS037	6,875	100,36	101,12	6,828	88	100,80	101,28	4228 Hari	↓
PBS029	6,375	97,77	98,67	6,688	88	98,25	98,30	3507 Hari	↓
PBS034	6,500	97,36	98,13	6,783	179	97,93	98,25	5399 Hari	↓
FR0100	6,625	97,21	97,48	7,023	57	98,18	98,00	3480 Hari	↓
FR0101	6,875	99,61	99,90	6,969	118	100,19	100,03	1737 Hari	↓
FR0102	6,875	97,39	97,88	7,084	26	98,36	98,15	10833 Hari	↓
FR0098	7,125	100,70	101,06	7,044	179	101,86	101,61	5039 Hari	↓
FR0097	7,125	100,37	100,85	7,088	179	101,70	101,56	6840 Hari	↓
PBS038	6,875	97,76	98,24	7,065	179	98,00	97,66	9182 Hari	↓
PBS004	6,100	93,17	93,76	6,917	57	93,72	94,15	4561 Hari	↓
PBS030	5,875	96,65	97,22	6,827	26	97,21	97,15	1467 Hari	↓
PBS039	6,625	97,73	98,36	6,851	26	98,17	98,50	6150 Hari	↓
PBS032	4,875	96,11	96,69	6,906	26	96,25	96,30	746 Hari	↓



Tim Riset:
 Ryan Eka Putra - Dealer FI - Ext:7952 - ryan.ekaputra@banksumselbabel.com
 Disclaimer/ Pernyataan bebas tanggung jawab: Semua data dalam lembar ini hanya digunakan sebagai informasi. Kinerja masa lalu bukan merupakan indikasi kinerja masa depan atau perkiraan performa atau suatu instrumen. Informasi yang dimuat dalam lembar ini diperoleh dari sumber yang dapat dipercaya, namun BPD Sumsel Babel tidak menjamin kelengkapan atau akurasi. Data, opini dan perkiraan yang diungkapkan dapat berubah tanpa pemberitahuan dan BPD Sumsel Babel tegas meniadakan setiap dan semua tanggung jawab atas pernyataan dan jaminan, tersurat maupun tertera, yang tercantum di sini, atau yang tidak dicantumkan.