

### Fixed Income Daily Report

Friday, 14 June 2024 09:02:09

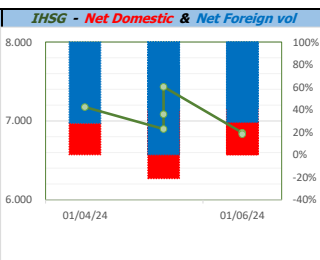
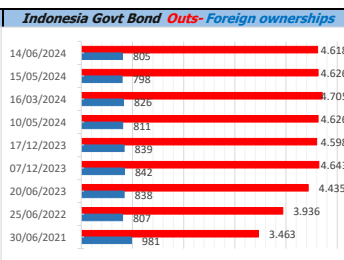
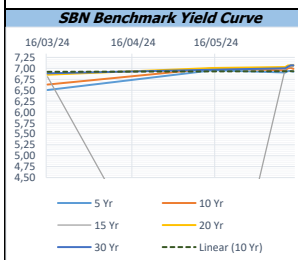
Global Market				Policy rates				
Indicator	price yesterday	TOD price	% chg.	Indicator	Date	Last	Prev.	Trend
USD/IDR Today	16270	16298	0,17%	BI-7 DS RR		6,25	6,00	↑
SGD/IDR Spot	12062	12062	0,00%	BI - Depfac	22/05/2024	5,50	5,25	↑
MYR/IDR Spot	3457	3457	0,01%	BI - LF		7,00	6,75	↑
SAR/IDR Spot	4337	4344	0,16%	US Fed's Current Range		5,50	5,50	→
US - Dow Jones Industrial Average	38712	38647	-0,17%	LPS IDR		4,25	4,25	→
Tokyo - Nikkei 225	38720	38666	-0,14%	LPS USD	01/02/2024	2,25	2,25	→
Hong Kong - Hang Seng Index	18113	18043	-0,38%	LPS BPR		6,75	6,75	→
Singapore - Srait Time Index STI	3325	3316	-0,27%					
Indonesia - IHSG	6832	6829	-0,03%					
WTI Crude Oil Future/ barrel (Jun. 2024)	79,26	79,26	0,00%					
Gold Spot \$/Oz	2305,55	2305,88	0,01%					
Ice Newcastle Coal/ metric ton	132,95	134,70	1,30%					
Malaysia CPO Contract (MYR/Metric ton)	3934,00	3934,00	0,00%					

Indonesia Economic Data (in US\$ Billion, or percentage)				
Indicator	Date	Last	Prev.	Trend
GDP (Gross Domestic Bruto)	31/03/2024	5,11	5,04	↑
CPI (YoY)	31/05/2024	2,84	3	↓
CPI Core (YoY)	31/05/2024	1,93	6,04	↓
CPI (MoM)	30/04/2024	-0,03	0,25	↓
Trade Balance (USD Billion)	30/04/2024	\$ 3.559	\$ 4.578	↓
Export Growth	30/04/2024	\$ 1,72	\$ -3,75	↑
Import Growth	30/04/2024	\$ 4,62	\$ -12,76	↑
Foreign Reserves	31/05/2024	\$ 139,00	\$ 136,22	↑
Balance of Payment	31/03/2024	\$ -2.161	\$ -1.120	↓

Foreign currency (US\$) and Money Market (Rp.)				
Tenor	Sett. Date	BID	OFFER	Gap.
TOD	14/06/2024	16.270	16.275	5,00
TOM	15/06/2024	16.270	16.275	5,18
SPOT	20/06/2024	16.270	16.275	5,18
NDF 1Mo.	22/07/2024	16.305	16.316	11,00
D-NDF 3Mo.	20/09/2024	16.324	16.340	16,00
1 Wk.	27/06/2024	16.271	16.277	5,52
2 Wk.	05/07/2024	16.272	16.279	6,31
1 Mo.	22/07/2024	16.277	16.282	5,50
2 Mo.	20/08/2024	16.282	16.293	11,00
3 Mo.	20/09/2024	16.293	16.301	7,76
6 Mo.	20/12/2024	16.332	16.341	9,25
1 Yr.	20/06/2025	16.430	16.448	17,50

Money Market Rates (ACT/360)									
RATE	O/N	1 Wk	2 Wk	1 Mo	2 Mo	3 Mo	6 Mo	9 Mo	1 Yr
INTERBANK (IDR)	6,04%	6,38%	6,45%	6,85%	6,52%	7,09%	no data	no data	no data
INTERBANK (USD)	5,35%	5,38%	5,35%	5,45%	5,48%	5,51%	5,49%	5,45%	5,39%
<b>INDONESIA</b>	<b>6,04%</b>								
SIBOR (SGD)	0,10%	0,14%	no data	0,17%	0,21%	0,25%	0,35%	0,47%	0,58%
LIBOR (USD)	5,06%	no data	no data	5,44%	no data	5,61%	5,74%	no data	6,04%
JIBOR (IDR)	6,04%	6,49%	no data	6,90%	no data	7,18%	7,30%	no data	7,44%

Indonesia Government Bond									
Seri	Coupon	Bid	Offer	Bid Yield	Day(s) to Next Coupon	Last Week	Last Month	Day(s) to maturity	Trend
FR0064	6,125	97,62	97,94	6,827	148	97,78	97,64	1405 Hari	↓
FR0081	6,500	99,81	99,97	6,699	178	99,92	99,93	355 Hari	↓
FR0084	7,250	100,86	101,30	6,685	56	101,11	101,13	597 Hari	↓
FR0090	5,125	95,92	96,25	6,735	117	96,12	95,97	1015 Hari	↓
FR0091	6,375	96,60	97,00	6,944	117	97,15	97,24	2817 Hari	↓
FR0092	7,125	100,86	101,46	7,040	178	101,72	101,62	6479 Hari	↓
FR0093	6,375	95,99	96,65	6,843	25	94,90	94,90	4708 Hari	↑
FR0089	6,875	98,05	98,83	7,036	56	98,38	98,39	9781 Hari	↓
FR0095	6,375	98,58	98,94	6,768	56	98,73	98,55	1496 Hari	↓
FR0096	7,000	100,40	100,82	6,936	56	101,00	100,72	3119 Hari	↓
PBS012	8,875	112,91	114,01	6,638	148	113,22	113,28	2667 Hari	↓
PBS003	6,000	97,89	98,39	6,901	25	98,62	98,62	926 Hari	↓
PBS031	4,000	99,75	99,85	7,338	25	99,76	99,65	25 Hari	↓
PBS033	6,750	98,60	99,23	6,872	178	98,92	98,91	8280 Hari	↓
PBS036	5,375	98,46	98,53	6,776	56	98,51	98,35	415 Hari	↓
PBS037	6,875	100,35	101,12	6,830	87	100,80	101,28	4227 Hari	↓
PBS029	6,375	98,19	98,81	6,629	87	98,25	98,30	3506 Hari	↓
PBS034	6,500	97,38	98,12	6,782	178	97,93	98,25	5398 Hari	↓
FR0100	6,625	97,52	97,73	6,981	56	98,18	98,00	3479 Hari	↓
FR0101	6,875	99,76	99,99	6,931	117	100,19	100,03	1736 Hari	↓
FR0102	6,875	97,55	98,07	7,072	25	98,36	98,15	10832 Hari	↓
FR0098	7,125	100,78	101,21	7,037	178	101,86	101,61	5038 Hari	↓
FR0097	7,125	100,62	101,09	7,065	178	101,70	101,56	6839 Hari	↓
PBS038	6,875	97,76	98,24	7,065	178	98,00	97,66	9181 Hari	↓
PBS004	6,100	93,17	93,75	6,917	56	93,72	94,15	4560 Hari	↓
PBS030	5,875	97,08	97,64	6,706	25	97,21	97,15	1466 Hari	↓
PBS039	6,625	97,75	98,37	6,850	25	98,17	98,50	6149 Hari	↓
PBS032	4,875	96,05	96,66	6,950	25	96,25	96,30	745 Hari	↓



Tim Riset: Ryan Eka Putra - Dealer FI - Ext.7952 - ryan.ekaputra@banksumselbabel.com

Disclaimer/ Pernyataan bebas tanggung jawab: Semua data dalam lembar ini hanya digunakan sebagai informasi. Kinerja masa lalu bukan merupakan indikasi kinerja masa depan atau perkiraan performa suatu instrumen. Informasi yang dimuat dalam lembar ini diperoleh dari sumber yang dapat dipercaya, namun BPD Sumsel Babel tidak menjamin kelengkapan atau akurasi. Data, opini dan perkiraan yang diungkapkan dapat berubah tanpa pemberitahuan dan BPD Sumsel Babel tegas meniadakan setiap dan semua tanggung jawab atas pernyataan dan jaminan, tersurat maupun tertera, yang tercantum di sini, atau yang tidak dicantumkan.