

Fixed Income Daily Report

Wednesday, 19 June 2024 09:01:16

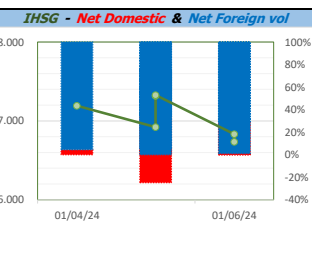
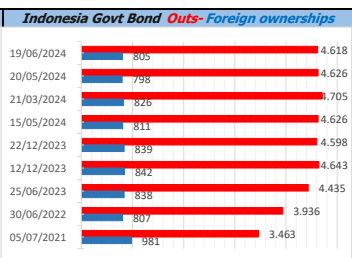
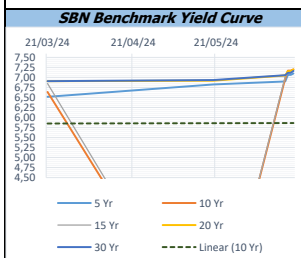
Global Market				Policy rates				
Indicator	price yesterday	TOD price	% chg.	Indicator	Date	Last	Prev.	Trend
USD/IDR Today	16400	16405	0,03%	BI-7 DS RR		6,25	6,00	↑
SGD/IDR Spot	12123	12133	0,08%	BI - Depfac	22/05/2024	5,50	5,25	↑
MYR/IDR Spot	3478	3484	0,17%	BI - LF		7,00	6,75	↑
SAR/IDR Spot	4375	4373	-0,05%	US Fed's Current Range		5,50	5,50	→
US - Dow Jones Industrial Average	38778	38835	0,15%	LPS IDR		4,25	4,25	→
Tokyo - Nikkei 225	38482	38712	0,59%	LPS USD	01/02/2024	2,25	2,25	→
Hong Kong - Hang Seng Index	17916	18176	1,44%	LPS BPR		6,75	6,75	→
Singapore - Srait Time Index STI	3302	3312	0,31%					
Indonesia - IHSG	6735	6740	0,08%					
WTI Crude Oil Future/ barrel (Jun. 2024)	79,26	79,26	0,00%					
Gold Spot \$/Oz	2330,00	2330,40	0,02%					
Ice Newcastle Coal/ metric ton	133,90	133,90	0,00%					
Malaysia CPO Contract (MYR/Metric ton)	3983,00	3983,00	0,00%					

Indonesia Economic Data (in US\$ Billion, or percentage)				
Indicator	Date	Last	Prev.	Trend
GDP (Gross Domestic Bruto)	31/03/2024	5,11	5,04	↑
CPI (YoY)	31/05/2024	2,84	3	↓
CPI Core (YoY)	31/05/2024	1,93	6,04	↓
CPI (MoM)	30/04/2024	-0,03	0,25	↓
Trade Balance (USD Billion)	30/04/2024	\$ 3.559	\$ 4.578	↓
Export Growth	30/04/2024	\$ 1,72	\$ -3,75	↑
Import Growth	30/04/2024	\$ 4,62	\$ -12,76	↑
Foreign Reserves	31/05/2024	\$ 139,00	\$ 136,22	↑
Balance of Payment	31/03/2024	\$ -2.161	\$ -1.120	↓

Foreign currency (US\$) and Money Market (Rp.)				
Tenor	Sett. Date	BID	OFFER	Gap.
TOD	19/06/2024	16.400	16.400	0,00
TOM	20/06/2024	16.401	16.402	0,60
SPOT	21/06/2024	16.401	16.402	0,60
NDF 1Mo.	22/07/2024	16.407	16.419	12,00
D-NDF 3Mo.	23/09/2024	16.437	16.452	15,00
1 Wk.	28/06/2024	16.401	16.402	0,61
2 Wk.	05/07/2024	16.402	16.404	1,55
1 Mo.	22/07/2024	16.406	16.406	0,00
2 Mo.	21/08/2024	16.415	16.415	0,00
3 Mo.	23/09/2024	16.424	16.424	0,00
6 Mo.	23/12/2024	16.464	16.467	3,00
1 Yr.	23/06/2025	16.554	16.560	6,50

Money Market Rates (ACT/360)									
RATE	O/N	1 Wk	2 Wk	1 Mo	2 Mo	3 Mo	6 Mo	9 Mo	1 Yr
INTERBANK (IDR)	6,15%	6,45%	6,55%	6,85%	5,08%	#VALUE!	no data	no data	no data
INTERBANK (USD)	5,38%	5,38%	5,40%	5,48%	5,49%	5,54%	5,49%	5,51%	5,44%
INDONESIA 6,15%									
SIBOR (SGD)	0,10%	0,14%	no data	0,17%	0,21%	0,25%	0,35%	0,47%	0,58%
LIBOR (USD)	5,06%	no data	no data	5,45%	no data	5,61%	5,70%	no data	6,04%
JIBOR (IDR)	6,15%	6,50%	no data	6,90%	no data	7,18%	7,30%	no data	7,44%

Indonesia Government Bond									
Seri	Coupon	Bid	Offer	Bid Yield	Day(s) to Next Coupon	Last Week	Last Month	Day(s) to maturity	Trend
FR0064	6,125	96,71	97,16	7,103	147	97,23	97,64	1404 Hari	↓
FR0081	6,500	99,64	99,92	6,880	177	99,80	99,93	354 Hari	↓
FR0084	7,250	100,48	101,09	6,929	55	100,79	101,13	596 Hari	↓
FR0090	5,125	95,44	95,98	6,929	116	95,71	95,97	1014 Hari	↓
FR0091	6,375	95,70	95,83	7,098	116	95,74	97,24	2816 Hari	↓
FR0092	7,125	100,30	101,04	7,095	177	100,67	101,62	6478 Hari	↓
FR0093	6,375	95,50	96,44	6,903	24	95,97	94,90	4707 Hari	↓
FR0089	6,875	97,21	98,08	7,107	55	97,65	98,39	9780 Hari	↓
FR0095	6,375	97,60	98,05	7,047	55	97,85	98,55	1495 Hari	↓
FR0096	7,000	99,07	99,46	7,143	55	99,27	100,72	3118 Hari	↓
PBS012	8,875	113,53	114,53	6,539	147	114,03	113,28	2666 Hari	↓
PBS003	6,000	97,87	98,40	6,916	24	98,13	98,62	925 Hari	↓
PBS031	4,000	99,75	99,85	7,484	24	99,80	99,65	24 Hari	↓
PBS033	6,750	97,88	98,85	6,936	177	98,37	98,91	8279 Hari	↓
PBS036	5,375	98,46	98,53	6,776	55	98,50	98,35	414 Hari	↓
PBS037	6,875	100,79	101,49	6,774	86	101,14	101,28	4226 Hari	↓
PBS029	6,375	98,61	99,19	6,569	86	98,90	98,30	3505 Hari	↓
PBS034	6,500	97,67	98,40	6,749	177	98,04	98,25	5397 Hari	↓
FR0100	6,625	95,94	96,58	7,215	55	96,25	98,00	3478 Hari	↓
FR0101	6,875	98,86	99,21	7,157	116	99,23	100,03	1735 Hari	↓
FR0102	6,875	96,47	97,14	7,162	24	96,80	98,15	10831 Hari	↓
FR0098	7,125	99,59	100,39	7,172	177	99,99	101,61	5037 Hari	↓
FR0097	7,125	99,23	99,74	7,200	177	99,64	101,56	6838 Hari	↓
PBS038	6,875	97,35	97,68	7,102	177	97,51	97,66	9180 Hari	↓
PBS004	6,100	93,50	94,01	6,876	55	93,75	94,15	4559 Hari	↓
PBS030	5,875	97,07	97,63	6,709	24	97,35	97,15	1465 Hari	↓
PBS039	6,625	97,73	98,75	6,852	24	98,24	98,27	6148 Hari	↓
PBS032	4,875	96,05	96,77	6,953	24	96,41	96,30	744 Hari	↓



Tim Riset:
 Ryan Eka Putra - Dealer RI - Ext.7952 - ryan.ekaputra@banksumselbabel.com
 Disclaimer/ Pernyataan bebas tanggung jawab: Semua data dalam lembar ini hanya digunakan sebagai informasi. Kinerja masa lalu bukan merupakan indikasi kinerja masa depan atau perkiraan performa suatu instrumen. Informasi yang dimuat dalam lembar ini diperoleh dari sumber yang dapat dipercaya, namun BPD Sumsel Babel tidak menjamin kelengkapan atau akurasi. Data, opini dan perkiraan yang diungkapkan dapat berubah tanpa pemberitahuan dan BPD Sumsel Babel tegas meniadakan setiap dan semua tanggung jawab atas pernyataan dan jaminan, tersurat maupun tertera, yang tercantum di sini, atau yang tidak dicantumkan.