

### Fixed Income Daily Report

Thursday, 20 June 2024 09:00:45

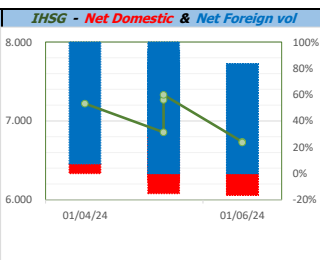
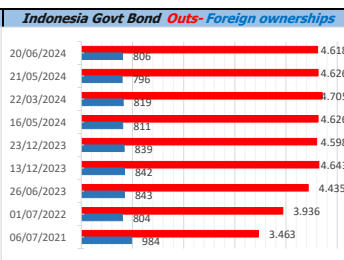
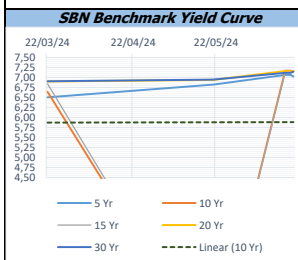
Global Market				Policy rates				
Indicator	price yesterday	TOD price	% chg.	Indicator	Date	Last	Prev.	Trend
USD/IDR Today	16365	16385	0,12%	BI-7 DS RR		6,25	6,00	↑
SGD/IDR Spot	12123	12117	-0,04%	BI - Depfac	22/05/2024	5,50	5,25	↑
MYR/IDR Spot	3478	3474	-0,12%	BI - LF		7,00	6,75	↑
SAR/IDR Spot	4366	4363	-0,07%	US Fed's Current Range		5,50	5,50	→
US - Dow Jones Industrial Average	38778	38835	0,15%	LPS IDR		4,25	4,25	→
Tokyo - Nikkei 225	38571	38301	-0,70%	LPS USD	01/02/2024	2,25	2,25	→
Hong Kong - Hang Seng Index	18430	18427	-0,02%	LPS BPR		6,75	6,75	→
Singapore - Srait Time Index STI	3304	3304	0,00%					
Indonesia - IHSG	6727	6751	0,35%					
WTI Crude Oil Future/ barrel (Jun. 2024)	79,26	79,26	0,00%					
Gold Spot \$/Oz	2336,07	2336,39	0,01%					
Ice Newcastle Coal/ metric ton	133,90	134,10	0,15%					
Malaysia CPO Contract (MYR/Metric ton)	3983,00	3983,00	0,00%					

Indonesia Economic Data (in US\$ Billion, or percentage)				
Indicator	Date	Last	Prev.	Trend
GDP (Gross Domestic Bruto)	31/03/2024	5,11	5,04	↑
CPI (YoY)	31/05/2024	2,84	3	↓
CPI Core (YoY)	31/05/2024	1,93	6,04	↓
CPI (MoM)	30/04/2024	-0,03	0,25	↓
Trade Balance (USD Billion)	31/05/2024	\$ 2.927	\$ 2.720	↑
Export Growth	31/05/2024	\$ 2,86	\$ 1,72	↓
Import Growth	31/05/2024	\$ -8,83	\$ 10,09	↓
Foreign Reserves	31/05/2024	\$ 139,00	\$ 136,22	↑
Balance of Payment	31/03/2024	\$ -2.161	\$ -1.120	↓

Foreign currency (US\$) and Money Market (Rp.)				
Tenor	Sett. Date	BID	OFFER	Gap.
TOD	20/06/2024	16.365	16.373	8,00
TOM	21/06/2024	16.365	16.373	8,12
SPOT	24/06/2024	16.365	16.373	8,12
NDF 1Mo.	24/07/2024	16.391	16.404	13,00
D-NDF 3Mo.	24/09/2024	16.416	16.438	22,00
1 Wk.	01/07/2024	16.366	16.375	8,49
2 Wk.	08/07/2024	16.367	16.377	10,00
1 Mo.	24/07/2024	16.372	16.381	9,00
2 Mo.	26/08/2024	16.378	16.391	13,00
3 Mo.	24/09/2024	16.389	16.400	11,25
6 Mo.	24/12/2024	16.428	16.439	11,26
1 Yr.	24/06/2025	16.525	16.551	25,50

Money Market Rates (ACT/360)									
RATE	O/N	1 Wk	2 Wk	1 Mo	2 Mo	3 Mo	6 Mo	9 Mo	1 Yr
INTERBANK (IDR)	6,09%	6,45%	6,55%	6,85%	7,03%	#VALUE!	no data	no data	no data
INTERBANK (USD)	5,38%	5,38%	5,41%	5,49%	5,49%	5,55%	5,51%	5,49%	5,44%
<b>INDONESIA</b>	<b>6,09%</b>								
SIBOR (SGD)	0,10%	0,14%	no data	0,17%	0,21%	0,25%	0,35%	0,47%	0,58%
LIBOR (USD)	5,06%	no data	no data	5,46%	no data	5,61%	5,71%	no data	6,04%
JIBOR (IDR)	6,09%	6,50%	no data	6,90%	no data	7,18%	7,30%	no data	7,44%

Indonesia Government Bond									
Seri	Coupon	Bid	Offer	Bid Yield	Day(s) to Next Coupon	Last Week	Last Month	Day(s) to maturity	Trend
FR0064	6,125	97,03	97,47	7,006	144	97,23	97,64	1402 Hari	↓
FR0081	6,500	99,74	99,93	6,777	174	99,80	99,93	351 Hari	↓
FR0084	7,250	100,50	100,97	6,919	52	100,79	101,13	593 Hari	↓
FR0090	5,125	95,45	95,88	6,926	113	95,71	95,97	1011 Hari	↓
FR0091	6,375	95,82	96,25	7,079	113	95,74	97,24	2813 Hari	↑
FR0092	7,125	100,30	101,04	7,095	174	100,67	101,62	6475 Hari	↓
FR0093	6,375	95,53	96,32	6,899	21	95,97	94,90	4704 Hari	↓
FR0089	6,875	96,76	97,68	7,146	52	97,65	98,39	9777 Hari	↓
FR0095	6,375	97,89	98,43	6,966	52	97,85	98,55	1492 Hari	↑
FR0096	7,000	99,63	100,02	7,056	52	99,27	100,72	3115 Hari	↑
PBS012	8,875	113,52	113,70	6,539	144	114,03	113,28	2663 Hari	↓
PBS003	6,000	97,81	98,33	6,944	21	98,13	98,62	922 Hari	↓
PBS031	4,000	99,75	99,85	7,619	21	99,80	99,65	21 Hari	↓
PBS033	6,750	97,87	98,81	6,937	174	99,38	99,38	8276 Hari	↓
PBS036	5,375	98,46	98,53	6,776	52	98,50	98,35	411 Hari	↓
PBS037	6,875	101,33	101,55	6,708	83	101,14	101,28	4223 Hari	↑
PBS029	6,375	98,31	99,06	6,612	83	98,90	98,30	3502 Hari	↓
PBS034	6,500	97,53	98,25	6,765	174	98,04	98,25	5394 Hari	↓
<b>FR0100</b>	6,625	96,41	96,86	7,145	52	96,25	98,00	3475 Hari	↑
<b>FR0101</b>	6,875	99,36	99,57	7,030	113	99,23	100,03	1732 Hari	↑
<b>FR0102</b>	6,875	96,66	97,28	7,146	21	96,80	98,15	10828 Hari	↓
<b>FR0098</b>	7,125	99,77	100,25	7,151	174	99,99	101,61	5034 Hari	↓
<b>FR0097</b>	7,125	99,74	100,19	7,151	174	99,64	101,56	6835 Hari	↑
<b>PBS038</b>	6,875	97,22	97,86	7,112	174	98,87	98,87	9178 Hari	↓
<b>PBS004</b>	6,100	90,51	93,31	6,921	52	95,32	95,32	4556 Hari	↓
<b>PBS030</b>	5,875	97,09	97,65	6,704	21	97,35	97,15	1462 Hari	↓
<b>PBS039</b>	6,625	97,73	98,75	6,852	21	98,24	98,27	6145 Hari	↓
<b>PBS032</b>	4,875	96,06	96,85	6,951	21	96,41	96,30	741 Hari	↓



Tim Riset:  
 Ryan Eka Putra - Dealer FI - Ext.7952 - ryan.ekaputra@banksumselbabel.com  
 Disclaimer/ Pernyataan bebas tanggung jawab: Semua data dalam lembar ini hanya digunakan sebagai informasi. Kinerja masa lalu bukan merupakan indikasi kinerja masa depan atau perkiraan performa suatu instrumen. Informasi yang dimuat dalam lembar ini diperoleh dari sumber yang dapat dipercaya, namun BPD Sumsel Babel tidak menjamin kelengkapan atau akurasi. Data, opini dan perkiraan yang diungkapkan dapat berubah tanpa pemberitahuan dan BPD Sumsel Babel tegas meniadakan setiap dan semua tanggung jawab atas pernyataan dan jaminan, tersurat maupun tersirat, yang tercantum di sini, atau yang tidak dicantumkan.