

### Fixed Income Daily Report

Friday, 21 June 2024 09:00:20

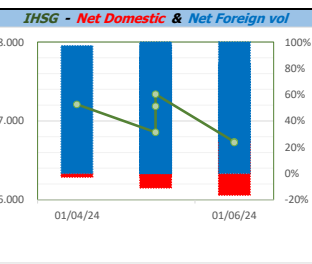
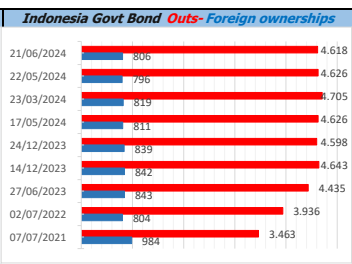
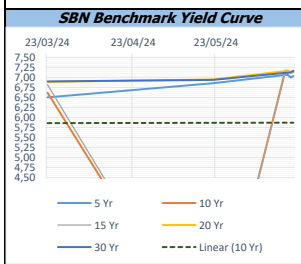
Global Market				Policy rates				
Indicator	price yesterday	TOD price	% chg.	Indicator	Date	Last	Prev.	Trend
USD/IDR Today	16365	16430	0,40%	BI-7 DS RR		6,25	6,00	↑
SGD/IDR Spot	12117	12154	0,30%	BI - Depfac	20/06/2024	5,50	5,25	↑
MYR/IDR Spot	3474	3488	0,41%	BI - LF		7,00	6,75	↑
SAR/IDR Spot	4382	4380	-0,05%	US Fed's Current Range		5,50	5,50	→
US - Dow Jones Industrial Average	38835	39135	0,77%	LPS IDR		4,25	4,25	→
Tokyo - Nikkei 225	38633	38727	0,24%	LPS USD	01/02/2024	2,25	2,25	→
Hong Kong - Hang Seng Index	18430	18335	-0,52%	LPS BPR		6,75	6,75	→
Singapore - Srait Time Index STI	3304	3300	-0,12%					
Indonesia - IHSG	6727	6819	1,36%					
WTI Crude Oil Future/ barrel (Jun. 2024)	79,26	79,26	0,00%					
Gold Spot \$/Oz	2362,98	2363,33	0,01%					
Ice Newcastle Coal/ metric ton	134,10	133,90	-0,15%					
Malaysia CPO Contract (MYR/Metric ton)	3983,00	3983,00	0,00%					

Indonesia Economic Data (in US\$ Billion, or percentage)				
Indicator	Date	Last	Prev.	Trend
GDP (Gross Domestic Bruto)	31/03/2024	5,11	5,04	↑
CPI (YoY)	31/05/2024	2,84	3	↓
CPI Core (YoY)	31/05/2024	1,93	6,04	↓
CPI (MoM)	30/04/2024	-0,03	0,25	↓
Trade Balance (USD Billion)	31/05/2024	\$ 2.927	\$ 2.720	↑
Export Growth	31/05/2024	\$ 2,86	\$ 1,72	↓
Import Growth	31/05/2024	\$ -8,83	\$ 10,09	↓
Foreign Reserves	31/05/2024	\$ 139,00	\$ 136,22	↑
Balance of Payment	31/03/2024	\$ -2.161	\$ -1.120	↓

Foreign currency (US\$) and Money Market (Rp.)				
Tenor	Sett. Date	BID	OFFER	Gap.
TOD	21/06/2024	16.425	16.430	5,00
TOM	22/06/2024	16.426	16.431	5,60
SPOT	25/06/2024	16.426	16.431	5,60
NDF 1Mo.	25/07/2024	16.481	16.506	25,00
D-NDF 3Mo.	25/09/2024	16.509	16.553	44,00
1 Wk.	02/07/2024	16.427	16.432	5,45
2 Wk.	09/07/2024	16.428	16.434	6,30
1 Mo.	25/07/2024	16.432	16.438	6,00
2 Mo.	26/08/2024	16.439	16.449	10,00
3 Mo.	25/09/2024	16.448	16.456	7,36
6 Mo.	27/12/2024	16.488	16.496	8,09
1 Yr.	25/06/2025	16.590	16.605	15,00

Money Market Rates (ACT/360)									
RATE	O/N	1 Wk	2 Wk	1 Mo	2 Mo	3 Mo	6 Mo	9 Mo	1 Yr
INTERBANK (IDR)	6,13%	6,45%	6,55%	6,85%	8,75%	#VALUE!	no data	no data	no data
INTERBANK (USD)	5,35%	5,40%	5,41%	5,45%	5,50%	5,50%	5,48%	5,48%	5,44%
<b>INDONESIA</b>	<b>6,13%</b>								
SIBOR (SGD)	0,10%	0,14%	no data	0,17%	0,21%	0,25%	0,35%	0,47%	0,58%
LIBOR (USD)	5,06%	no data	no data	5,46%	no data	5,61%	5,71%	no data	6,04%
JIBOR (IDR)	6,13%	6,50%	no data	6,90%	no data	7,18%	7,30%	no data	7,44%

Indonesia Government Bond									
Seri	Coupon	Bid	Offer	Bid Yield	Day(s) to Next Coupon	Last Week	Last Month	Day(s) to maturity	Trend
FR0064	6,125	97,13	97,52	6,955	143	97,23	97,64	1401 Hari	↓
FR0081	6,500	99,76	99,91	6,756	173	99,80	99,93	350 Hari	↓
FR0084	7,250	100,47	100,88	6,931	51	100,79	101,13	592 Hari	↓
FR0090	5,125	95,40	95,87	6,933	112	95,71	95,97	1010 Hari	↓
FR0091	6,375	95,80	96,23	7,080	112	95,74	97,24	2812 Hari	↑
FR0092	7,125	100,35	101,15	7,090	173	100,82	101,73	6474 Hari	↓
FR0093	6,375	95,54	96,38	6,888	20	95,97	94,90	4703 Hari	↓
FR0089	6,875	96,67	97,38	7,154	51	97,65	98,39	9776 Hari	↓
FR0095	6,375	98,16	98,62	6,882	51	97,85	98,55	1491 Hari	↑
FR0096	7,000	99,52	99,91	7,075	51	99,27	100,72	3114 Hari	↑
PBS012	8,875	113,52	113,70	6,537	143	114,03	113,28	2662 Hari	↓
PBS003	6,000	97,80	98,33	6,947	20	98,13	98,62	921 Hari	↓
PBS031	4,000	99,76	99,86	7,985	20	99,80	99,65	20 Hari	↓
PBS033	6,750	97,87	98,81	6,937	173	99,38	99,38	8275 Hari	↓
PBS036	5,375	98,43	98,52	6,816	51	98,48	98,32	410 Hari	↓
PBS037	6,875	101,33	101,55	6,708	82	101,14	101,28	4222 Hari	↑
PBS029	6,375	98,12	99,01	6,639	82	98,90	98,30	3501 Hari	↓
PBS034	6,500	97,58	98,29	6,759	173	98,04	98,25	5393 Hari	↓
<b>FR0100</b>	6,625	96,44	96,70	7,146	51	96,25	98,00	3474 Hari	↑
<b>FR0101</b>	6,875	99,34	99,57	7,057	112	99,23	100,03	1731 Hari	↑
<b>FR0102</b>	6,875	96,40	96,93	7,166	20	96,80	98,15	10827 Hari	↓
<b>FR0098</b>	7,125	99,68	100,14	7,167	173	99,99	101,61	5033 Hari	↓
<b>FR0097</b>	7,125	99,53	99,99	7,174	173	99,64	101,56	6834 Hari	↓
<b>PBS038</b>	6,875	97,22	97,86	7,112	173	98,87	98,87	9177 Hari	↓
<b>PBS004</b>	6,100	90,48	93,31	7,261	51	95,32	95,32	4555 Hari	↓
<b>PBS030</b>	5,875	97,09	97,65	6,705	20	97,35	97,15	1461 Hari	↓
<b>PBS039</b>	6,625	97,36	98,32	6,890	20	98,24	98,50	6144 Hari	↓
<b>PBS032</b>	4,875	96,05	96,90	6,968	20	96,41	96,30	740 Hari	↓



Tim Riset:  
 Ryan Eka Putra - Dealer FI - Ext.7952 - ryan.ekaputra@banksumselbabel.com  
 Disclaimer/ Pernyataan bebas tanggung jawab: Semua data dalam lembar ini hanya digunakan sebagai informasi. Kinerja masa lalu bukan merupakan indikasi kinerja masa depan atau penilaian performa atas suatu instrumen. Informasi yang dimuat dalam lembar ini diperoleh dari sumber yang dapat dipercaya, namun BPD Sumsel Babel tidak menjamin kelengkapan atau akurasi. Data, opini dan penilaian yang diungkapkan dapat berubah tanpa pemberitahuan dan BPD Sumsel Babel tegas meniadakan setiap dan semua tanggung jawab atas pernyataan dan jaminan, tersurat maupun tertera, yang tercantum di sini, atau yang tidak dicantumkan.