

### Fixed Income Daily Report

Monday, 24 June 2024 09:00:43

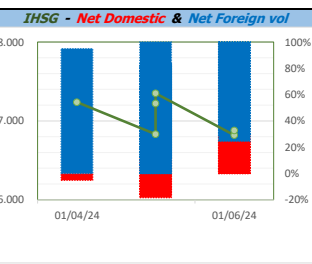
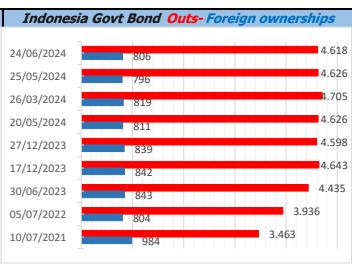
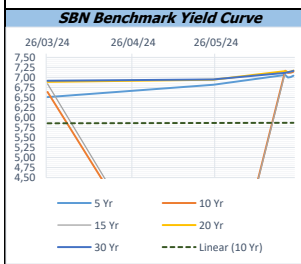
Global Market				Policy rates				
Indicator	price yesterday	TOD price	% chg.	Indicator	Date	Last	Prev.	Trend
USD/IDR Today	16450	16465	0,09%	BI-7 DS RR		6,25	6,00	↑
SGD/IDR Spot	12154	12137	-0,14%	BI - Depfac	20/06/2024	5,50	5,25	↑
MYR/IDR Spot	3489	3494	0,16%	BI - LF		7,00	6,75	↑
SAR/IDR Spot	4385	4390	0,11%	US Fed's Current Range		5,50	5,50	→
US - Dow Jones Industrial Average	39135	39150	0,04%	LPS IDR		4,25	4,25	→
Tokyo - Nikkei 225	38596	38627	0,08%	LPS USD	01/02/2024	2,25	2,25	→
Hong Kong - Hang Seng Index	18029	17888	-0,78%	LPS BPR		6,75	6,75	→
Singapore - Srait Time Index STI	3306	3300	-0,18%					
Indonesia - IHSG	6880	6890	0,14%					
WTI Crude Oil Future/ barrel (Jun. 2024)	79,26	79,26	0,00%					
Gold Spot \$/Oz	2323,29	2323,64	0,02%					
Ice Newcastle Coal/ metric ton	133,90	132,05	-1,40%					
Malaysia CPO Contract (MYR/Metric ton)	3983,00	3983,00	0,00%					

Indonesia Economic Data (in US\$ Billion, or percentage)				
Indicator	Date	Last	Prev.	Trend
GDP (Gross Domestic Bruto)	31/03/2024	5,11	5,04	↑
CPI (YoY)	31/05/2024	2,84	3	↓
CPI Core (YoY)	31/05/2024	1,93	6,04	↓
CPI (MoM)	30/04/2024	-0,03	0,25	↓
Trade Balance (USD Billion)	31/05/2024	\$ 2.927	\$ 2.720	↑
Export Growth	31/05/2024	\$ 2,86	\$ 1,72	↓
Import Growth	31/05/2024	\$ -8,83	\$ 10,09	↓
Foreign Reserves	31/05/2024	\$ 139,00	\$ 136,22	↑
Balance of Payment	31/03/2024	\$ -2.161	\$ -1.120	↓

Foreign currency (US\$) and Money Market (Rp.)				
Tenor	Sett. Date	BID	OFFER	Gap.
TOD	24/06/2024	16.450	16.460	10,00
TOM	25/06/2024	16.450	16.460	10,15
SPOT	26/06/2024	16.450	16.460	10,15
NDF 1Mo.	26/07/2024	16.481	16.492	11,00
D-NDF 3Mo.	26/09/2024	16.502	16.522	20,00
1 Wk.	03/07/2024	16.452	16.462	10,75
2 Wk.	10/07/2024	16.453	16.464	11,14
1 Mo.	26/07/2024	16.457	16.468	11,00
2 Mo.	26/08/2024	16.464	16.478	14,00
3 Mo.	26/09/2024	16.473	16.485	12,22
6 Mo.	27/12/2024	16.514	16.527	13,25
1 Yr.	26/06/2025	16.613	16.638	25,00

Money Market Rates (ACT/360)									
RATE	O/N	1 Wk	2 Wk	1 Mo	2 Mo	3 Mo	6 Mo	9 Mo	1 Yr
INTERBANK (IDR)	6,06%	6,45%	6,55%	6,85%	7,01%	#VALUE!	no data	no data	no data
INTERBANK (USD)	5,36%	5,39%	5,40%	5,47%	5,49%	5,51%	5,49%	5,51%	5,43%
<b>INDONESIA</b>	<b>6,06%</b>								
SIBOR (SGD)	0,10%	0,14%	no data	0,17%	0,21%	0,25%	0,35%	0,47%	0,58%
LIBOR (USD)	5,06%	no data	no data	5,46%	no data	5,61%	5,70%	no data	6,04%
JIBOR (IDR)	6,06%	6,50%	no data	6,90%	no data	7,18%	7,30%	no data	7,44%

Indonesia Government Bond									
Seri	Coupon	Bid	Offer	Bid Yield	Day(s) to Next Coupon	Last Week	Last Month	Day(s) to maturity	Trend
FR0064	6,125	97,04	97,47	7,005	142	97,25	97,64	1400 Hari	↓
FR0081	6,500	99,75	99,91	6,765	172	99,82	99,93	349 Hari	↓
FR0084	7,250	100,50	100,94	6,917	50	100,72	101,13	591 Hari	↓
FR0090	5,125	95,58	95,88	6,881	111	95,69	95,97	1009 Hari	↓
FR0091	6,375	95,63	96,00	7,112	111	95,87	97,24	2811 Hari	↓
FR0092	7,125	100,35	101,17	7,090	172	100,76	101,73	6473 Hari	↓
FR0093	6,375	95,62	96,32	6,889	19	95,97	94,90	4702 Hari	↓
FR0089	6,875	96,64	97,38	7,156	50	97,01	98,39	9775 Hari	↓
FR0095	6,375	98,24	98,63	6,867	50	98,43	98,55	1490 Hari	↓
FR0096	7,000	99,42	99,83	7,089	50	99,75	100,72	3113 Hari	↓
PBS012	8,875	113,22	114,45	6,584	142	113,84	113,28	2661 Hari	↓
PBS003	6,000	98,05	98,44	6,842	19	98,24	98,62	920 Hari	↓
PBS031	4,000	99,84	99,93	6,875	19	99,88	99,65	19 Hari	↓
PBS033	6,750	97,87	98,81	6,937	172	99,38	99,38	8274 Hari	↓
PBS036	5,375	98,22	98,63	7,013	50	98,43	98,35	409 Hari	↓
PBS037	6,875	98,84	101,01	7,020	81	99,93	101,27	4221 Hari	↓
PBS029	6,375	97,32	98,94	6,753	81	98,13	99,22	3500 Hari	↓
PBS034	6,500	97,32	98,04	6,788	172	97,68	98,25	5392 Hari	↓
FR0100	6,625	96,50	96,78	7,132	50	96,55	98,00	3473 Hari	↓
FR0101	6,875	99,29	99,59	7,048	111	99,44	100,03	1730 Hari	↓
FR0102	6,875	96,28	96,91	7,178	19	96,70	98,15	10826 Hari	↓
FR0098	7,125	99,51	99,91	7,181	172	99,73	101,61	5032 Hari	↓
FR0097	7,125	99,69	100,01	7,155	172	99,77	101,56	6833 Hari	↓
PBS038	6,875	97,05	97,76	7,127	172	97,41	98,87	9176 Hari	↓
PBS004	6,100	90,79	93,34	7,222	50	92,07	95,32	4554 Hari	↓
PBS030	5,875	97,08	97,64	6,707	19	97,36	97,15	1460 Hari	↓
PBS039	6,625	97,27	98,22	6,900	19	97,75	98,50	6143 Hari	↓
PBS032	4,875	96,05	96,94	6,971	19	96,49	96,30	739 Hari	↓



Tim Riset:  
 Ryan Eka Putra - Dealer FI - Ext:7952 - ryan.ekaputra@banksumselbabel.com

Disclaimer/ Pernyataan bebas tanggung jawab: Semua data dalam laporan ini hanya digunakan sebagai informasi. Kinerja masa lalu bukan merupakan indikasi kinerja masa depan atau penilaian performa atas suatu instrumen. Informasi yang dimuat dalam lembar ini diperoleh dari sumber yang dapat dipercaya, namun BPD Sumsel Babel tidak menjamin kelengkapan atau akurasi. Data, opini dan penilaian yang diungkapkan dapat berubah tanpa pemberitahuan dan BPD Sumsel Babel tegas meniadakan setiap dan semua tanggung jawab atas pernyataan dan jaminan, tersurat maupun tersirat, yang tercantum di sini, atau yang tidak dicantumkan.