

Fixed Income Daily Report

Thursday, 27 June 2024 09:00:21

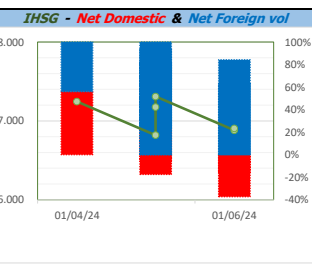
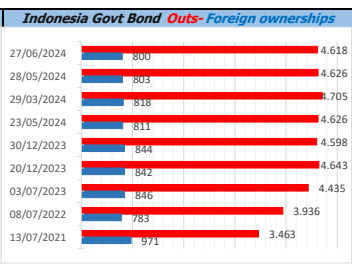
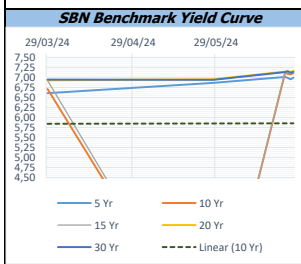
Global Market				Policy rates				
Indicator	price yesterday	TOD price	% chg.	Indicator	Date	Last	Prev.	Trend
USD/IDR Today	16375	16405	0,18%	BI-7 DS RR		6,25	6,00	↑
SGD/IDR Spot	12107	12099	-0,07%	BI - Depfac	20/06/2024	5,50	5,25	↑
MYR/IDR Spot	3479	3479	-0,01%	BI - LF		7,00	6,75	↑
SAR/IDR Spot	4378	4375	-0,07%	US Fed's Current Range		5,50	5,50	→
US - Dow Jones Industrial Average	39112	39128	0,04%	LPS IDR		4,25	4,25	→
Tokyo - Nikkei 225	39667	39252	-1,06%	LPS USD	01/02/2024	2,25	2,25	→
Hong Kong - Hang Seng Index	18090	17871	-1,22%	LPS BPR		6,75	6,75	→
Singapore - Srait Time Index STI	3332	3330	-0,06%					
Indonesia - IHSG	6906	6928	0,32%					
WTI Crude Oil Future/ barrel (Jun. 2024)	79,26	79,26	0,00%					
Gold Spot \$/Oz	2298,12	2298,39	0,01%					
Ice Newcastle Coal/ metric ton	134,10	132,00	-1,59%					
Malaysia CPO Contract (MYR/Metric ton)	3983,00	3983,00	0,00%					

Indonesia Economic Data (in US\$ Billion, or percentage)				
Indicator	Date	Last	Prev.	Trend
GDP (Gross Domestic Bruto)	31/03/2024	5,11	5,04	↑
CPI (YoY)	31/05/2024	2,84	3	↓
CPI Core (YoY)	31/05/2024	1,93	6,04	↓
CPI (MoM)	30/04/2024	-0,03	0,25	↓
Trade Balance (USD Billion)	31/05/2024	\$ 2,927	\$ 2,720	↑
Export Growth	31/05/2024	\$ 2,86	\$ 1,72	↓
Import Growth	31/05/2024	\$ -8,83	\$ 10,09	↓
Foreign Reserves	31/05/2024	\$ 139,00	\$ 136,22	↑
Balance of Payment	31/03/2024	\$ -2,161	\$ -1,120	↓

Foreign currency (US\$) and Money Market (Rp.)				
Tenor	Sett. Date	BID	OFFER	Gap.
TOD	27/06/2024	16.400	16.415	15,00
TOM	28/06/2024	16.400	16.415	15,10
SPOT	01/07/2024	16.400	16.415	15,10
NDF 1Mo.	01/08/2024	16.422	16.432	10,00
D-NDF 3Mo.	01/10/2024	16.445	16.464	19,00
1 Wk.	08/07/2024	16.402	16.417	15,59
2 Wk.	15/07/2024	16.403	16.419	15,78
1 Mo.	01/08/2024	16.407	16.423	15,50
2 Mo.	03/09/2024	16.413	16.433	20,00
3 Mo.	01/10/2024	16.423	16.440	17,00
6 Mo.	02/01/2025	16.464	16.481	17,63
1 Yr.	01/07/2025	16.560	16.595	35,00

Money Market Rates (ACT/360)									
RATE	O/N	1 Wk	2 Wk	1 Mo	2 Mo	3 Mo	6 Mo	9 Mo	1 Yr
INTERBANK (IDR)	6,12%	7,40%	6,68%	6,85%	7,03%	7,09%	no data	no data	no data
INTERBANK (USD)	5,36%	5,38%	5,40%	5,50%	5,48%	5,49%	5,50%	5,49%	5,45%
INDONESIA	6,12%								
SIBOR (SGD)	0,10%	0,14%	no data	0,17%	0,21%	0,25%	0,35%	0,47%	0,58%
LIBOR (USD)	5,06%	no data	no data	5,46%	no data	5,60%	5,70%	no data	6,04%
JIBOR (IDR)	6,12%	6,50%	no data	6,90%	no data	7,18%	7,30%	no data	7,45%

Indonesia Government Bond									
Seri	Coupon	Bid	Offer	Bid Yield	Day(s) to Next Coupon	Last Week	Last Month	Day(s) to maturity	Trend
FR0064	6,125	97,35	97,75	6,912	137	97,25	97,64	1395 Hari	↑
FR0081	6,500	99,80	99,97	6,716	167	99,82	99,93	344 Hari	↓
FR0084	7,250	100,47	101,02	6,934	45	100,72	101,13	586 Hari	↓
FR0090	5,125	95,51	95,97	6,915	106	95,69	95,97	1004 Hari	↓
FR0091	6,375	95,99	96,32	7,049	106	95,87	97,24	2806 Hari	↑
FR0092	7,125	99,50	100,25	7,175	167	100,67	101,62	6468 Hari	↓
FR0093	6,375	93,77	94,64	7,116	14	95,97	94,90	4697 Hari	↓
FR0089	6,875	96,47	97,50	7,171	45	97,01	98,39	9770 Hari	↓
FR0095	6,375	98,36	98,75	6,834	45	98,43	98,55	1485 Hari	↓
FR0096	7,000	99,75	100,18	7,038	45	99,75	100,72	3108 Hari	↓
PBS012	8,875	113,18	114,42	6,589	137	113,84	113,28	2656 Hari	↓
PBS003	6,000	97,94	98,37	6,894	14	98,24	98,62	915 Hari	↓
PBS031	4,000	99,84	99,93	7,337	14	99,88	99,65	14 Hari	↓
PBS033	6,750	97,84	98,77	6,939	167	98,30	98,91	8269 Hari	↓
PBS036	5,375	98,16	98,54	7,082	45	98,43	98,35	404 Hari	↓
PBS037	6,875	101,33	101,55	6,708	76	101,44	101,28	4216 Hari	↓
PBS029	6,375	98,66	98,92	6,562	76	98,51	98,30	3495 Hari	↑
PBS034	6,500	97,66	98,38	6,751	167	97,68	98,25	5387 Hari	↓
FR0100	6,625	96,62	96,94	7,115	45	96,55	98,00	3468 Hari	↑
FR0101	6,875	99,53	99,76	6,989	106	99,44	100,03	1725 Hari	↑
FR0102	6,875	96,73	97,25	7,141	14	96,70	98,15	10821 Hari	↑
FR0098	7,125	99,84	100,23	7,143	167	99,73	101,61	5027 Hari	↑
FR0097	7,125	99,57	100,04	7,167	167	99,77	101,56	6828 Hari	↓
PBS038	6,875	96,86	97,74	7,144	167	97,29	97,66	9171 Hari	↓
PBS004	6,100	93,47	94,00	6,881	45	92,76	94,15	4549 Hari	↑
PBS030	5,875	97,06	98,26	6,715	14	97,36	97,15	1455 Hari	↓
PBS039	6,625	97,21	98,20	6,906	14	97,75	98,50	6138 Hari	↓
PBS032	4,875	96,04	97,06	6,983	14	96,49	96,30	734 Hari	↓



Tim Riset: Ryan Eka Putra - Dealer FI - Ext.7952 - ryan.ekaputra@banksumselbabel.com

Disclaimer/ Pernyataan bebas tanggung jawab: Semua data dalam lembar ini hanya digunakan sebagai informasi. Kinerja masa lalu bukan merupakan indikasi kinerja masa depan atau perkiraan performa atas suatu instrumen. Informasi yang dimuat dalam lembar ini diperoleh dari sumber yang dapat dipercaya, namun BPD Sumsel Babel tidak menjamin kelengkapan atau akurasi. Data, opini dan perkiraan yang diungkapkan dapat berubah tanpa pemberitahuan dan BPD Sumsel Babel tegas meniadakan setiap dan semua tanggung jawab atas pernyataan dan jaminan, tersurat maupun tertera, yang tercantum di sini, atau yang tidak dicantumkan.