

Fixed Income Daily Report

Monday, 01 July 2024 09:02:08

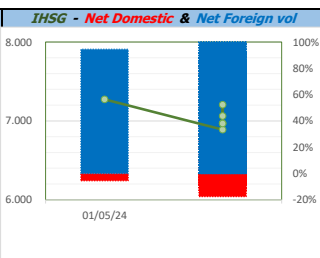
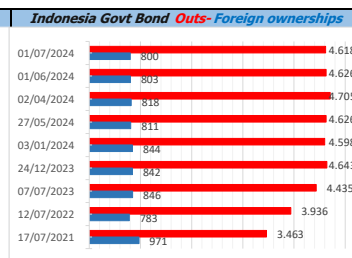
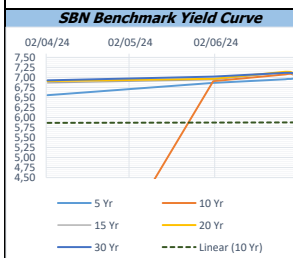
Global Market				Policy rates				
Indicator	price yesterday	TOD price	% chg.	Indicator	Date	Last	Prev.	Trend
USD/IDR Today	16398	16375	-0,14%	BI-7 DS RR		6,25	6,00	↑
SGD/IDR Spot	12078	12068	-0,09%	BI - Depfac	20/06/2024	5,50	5,25	↑
MYR/IDR Spot	3474	3471	-0,09%	BI - LF		7,00	6,75	↑
SAR/IDR Spot	4365	4365	0,00%	US Fed's Current Range		5,50	5,50	→
US - Dow Jones Industrial Average	39164	39119	-0,12%	LPS IDR		4,25	4,25	→
Tokyo - Nikkei 225	39583	39695	0,28%	LPS USD	01/02/2024	2,25	2,25	→
Hong Kong - Hang Seng Index	17716	17719	0,01%	LPS BPR		6,75	6,75	→
Singapore - Srait Time Index STI	3333	3337	0,11%					
Indonesia - IHSG	7064	7086	0,31%					
WTI Crude Oil Future/ barrel (Jun. 2024)	79,26	79,26	0,00%					
Gold Spot \$/Oz	2327,35	2327,73	0,02%					
Ice Newcastle Coal/ metric ton	132,60	133,20	0,45%					
Malaysia CPO Contract (MYR/Metric ton)	3983,00	3983,00	0,00%					

Indonesia Economic Data (in US\$ Billion, or percentage)				
Indicator	Date	Last	Prev.	Trend
GDP (Gross Domestic Bruto)	31/03/2024	5,11	5,04	↑
CPI (YoY)	31/05/2024	2,84	3	↓
CPI Core (YoY)	31/05/2024	1,93	6,04	↓
CPI (MoM)	30/04/2024	-0,03	0,25	↓
Trade Balance (USD Billion)	31/05/2024	\$ 2,927	\$ 2,720	↑
Export Growth	31/05/2024	\$ 2,86	\$ 1,72	↓
Import Growth	31/05/2024	\$ -8,83	\$ 10,09	↓
Foreign Reserves	31/05/2024	\$ 139,00	\$ 136,22	↑
Balance of Payment	31/03/2024	\$ -2,161	\$ -1,120	↓

Foreign currency (US\$) and Money Market (Rp.)				
Tenor	Sett. Date	BID	OFFER	Gap.
TOD	01/07/2024	16.375	16.385	10,00
TOM	02/07/2024	16.375	16.385	10,15
SPOT	03/07/2024	16.375	16.385	10,15
NDF 1Mo.	05/08/2024	16.351	16.363	12,00
D-NDF 3Mo.	03/10/2024	16.372	16.391	19,00
1 Wk.	10/07/2024	16.376	16.387	10,60
2 Wk.	17/07/2024	16.378	16.389	10,35
1 Mo.	05/08/2024	16.382	16.393	11,00
2 Mo.	03/09/2024	16.389	16.402	13,00
3 Mo.	03/10/2024	16.400	16.411	11,50
6 Mo.	03/01/2025	16.439	16.451	12,50
1 Yr.	03/07/2025	16.540	16.565	25,00

Money Market Rates (ACT/360)									
RATE	O/N	1 Wk	2 Wk	1 Mo	2 Mo	3 Mo	6 Mo	9 Mo	1 Yr
INTERBANK (IDR)	6,15%	6,45%	6,68%	6,85%	5,32%	7,09%	no data	no data	no data
INTERBANK (USD)	5,37%	5,35%	5,38%	5,45%	5,47%	5,52%	5,52%	5,50%	5,43%
INDONESIA	6,15%								
SIBOR (SGD)	0,10%	0,14%	no data	0,17%	0,21%	0,25%	0,35%	0,47%	0,58%
LIBOR (USD)	5,06%	no data	no data	5,45%	no data	5,59%	5,68%	no data	6,04%
JIBOR (IDR)	6,15%	6,50%	no data	6,90%	no data	7,18%	7,30%	no data	7,45%

Indonesia Government Bond									
Seri	Coupon	Bid	Offer	Bid Yield	Day(s) to Next Coupon	Last Week	Last Month	Day(s) to maturity	Trend
FR0064	6,125	97,61	98,03	6,836	135	97,83	97,83	1393 Hari	↓
FR0081	6,500	99,76	99,99	6,760	165	99,88	99,88	342 Hari	↓
FR0084	7,250	100,60	101,09	6,847	43	100,80	100,80	584 Hari	↓
FR0090	5,125	95,84	96,35	6,786	104	95,91	95,91	1002 Hari	↓
FR0091	6,375	96,03	96,44	7,044	104	96,27	96,27	2804 Hari	↓
FR0092	7,125	99,78	100,53	7,146	165	100,10	100,10	6466 Hari	↓
FR0093	6,375	94,13	95,27	7,067	12	94,24	94,24	4695 Hari	↓
FR0089	6,875	96,82	97,69	7,142	43	97,25	97,25	9768 Hari	↓
FR0095	6,375	98,55	98,94	6,782	43	98,71	98,71	1483 Hari	↓
FR0096	7,000	99,82	100,20	7,027	43	100,05	100,05	3106 Hari	↓
PBS012	8,875	113,14	114,40	6,592	135	113,77	113,77	2654 Hari	↓
PBS003	6,000	97,72	98,42	6,991	12	98,24	98,62	913 Hari	↓
PBS031	4,000	99,86	99,96	7,738	12	99,91	99,91	12 Hari	↓
PBS033	6,750	96,80	98,00	7,033	165	97,40	97,40	8267 Hari	↓
PBS036	5,375	98,33	98,42	6,941	43	98,37	98,37	402 Hari	↓
PBS037	6,875	101,33	101,55	6,708	74	101,44	101,44	4214 Hari	↓
PBS029	6,375	98,90	99,36	6,528	74	99,13	99,13	3493 Hari	↓
PBS034	6,500	97,65	98,40	6,752	165	98,02	98,02	5385 Hari	↓
FR0100	6,625	96,97	97,29	7,063	43	97,09	97,09	3466 Hari	↓
FR0101	6,875	99,57	99,91	6,979	104	99,75	99,75	1723 Hari	↓
FR0102	6,875	97,11	97,76	7,109	12	97,45	97,45	10819 Hari	↓
FR0098	7,125	100,39	100,91	7,080	165	100,69	100,69	5025 Hari	↓
FR0097	7,125	100,15	100,60	7,110	165	100,41	100,41	6826 Hari	↓
PBS038	6,875	96,93	97,75	7,138	165	97,34	97,34	9169 Hari	↓
PBS004	6,100	93,40	93,93	6,890	43	93,67	93,67	4547 Hari	↓
PBS030	5,875	97,04	98,34	6,723	12	97,69	97,69	1453 Hari	↓
PBS039	6,625	97,10	98,10	6,917	12	97,60	97,60	6136 Hari	↓
PBS032	4,875	95,97	96,16	7,029	12	96,07	96,07	732 Hari	↓



Tim Riset:
 Ryan Eka Putra - Dealer RI - Ext.7952 - ryan.ekaputra@banksumselbabel.com
 Disclaimer/ Pernyataan bebas tanggung jawab: Semua data dalam lembar ini hanya digunakan sebagai informasi. Kinerja masa lalu bukan merupakan indikasi kinerja masa depan atau perkiraan performa atas suatu instrumen. Informasi yang dimuat dalam lembar ini diperoleh dari sumber yang dapat dipercaya, namun BPD Sumsel Babel tidak menjamin kelengkapan atau akurasi. Data, opini dan perkiraan yang diungkapkan dapat berubah tanpa pemberitahuan dan BPD Sumsel Babel tegas meniadakan setiap dan semua tanggung jawab atas pernyataan dan jaminan, tersurat maupun tertera, yang tercantum di sini, atau yang tidak dicantumkan.