

### Fixed Income Daily Report

Tuesday, 02 July 2024 09:00:10

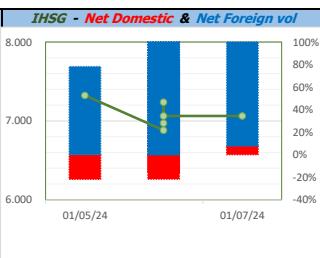
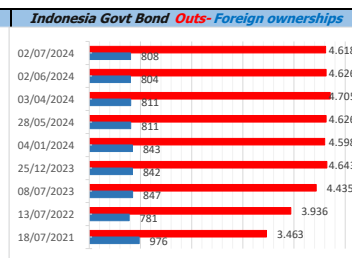
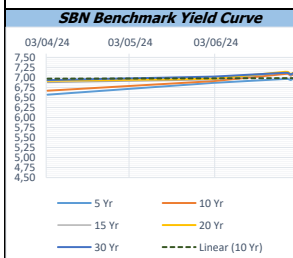
Global Market				Policy rates				
Indicator	price yesterday	TOD price	% chg.	Indicator	Date	Last	Prev.	Trend
USD/IDR Today	16375	16322	-0,32%	BI-7 DS RR		6,25	6,00	↑
SGD/IDR Spot	12068	12043	-0,21%	BI - Depfac	20/06/2024	5,50	5,25	↑
MYR/IDR Spot	3471	3461	-0,29%	BI - LF		7,00	6,75	↑
SAR/IDR Spot	4350	4357	0,16%	US Fed's Current Range		5,50	5,50	→
US - Dow Jones Industrial Average	39119	39170	0,13%	LPS IDR		4,25	4,25	→
Tokyo - Nikkei 225	39631	39898	0,67%	LPS USD	01/02/2024	2,25	2,25	→
Hong Kong - Hang Seng Index	17719	17834	0,65%	LPS BPR		6,75	6,75	→
Singapore - Srait Time Index STI	3339	3349	0,31%					
Indonesia - IHSG	7064	7140	1,07%					
WTI Crude Oil Future/ barrel (Jun. 2024)	79,26	79,26	0,00%					
Gold Spot \$/Oz	2333,69	2334,07	0,02%					
Ice Newcastle Coal/ metric ton	133,20	132,10	-0,83%					
Malaysia CPO Contract (MYR/Metric ton)	3983,00	3983,00	0,00%					

Indonesia Economic Data (in US\$ Billion, or percentage)				
Indicator	Date	Last	Prev.	Trend
GDP (Gross Domestic Bruto)	31/03/2024	5,11	5,04	↑
CPI (YoY)	30/06/2024	2,51	2,84	↓
CPI Core (YoY)	30/06/2024	1,90	-1,55	↓
CPI (MoM)	31/05/2024	-0,08	-0,03	↓
Trade Balance (USD Billion)	31/05/2024	\$ 2.927	\$ 2.719	↑
Export Growth	31/05/2024	\$ 2,85	\$ 1,72	↓
Import Growth	31/05/2024	\$ -8,83	\$ 10,09	↓
Foreign Reserves	31/05/2024	\$ 139,00	\$ 136,22	↑
Balance of Payment	31/03/2024	\$ -2.161	\$ -1.120	↓

Foreign currency (US\$) and Money Market (Rp.)				
Tenor	Sett. Date	BID	OFFER	Gap.
TOD	02/07/2024	16.315	16.325	10,00
TOM	03/07/2024	16.315	16.325	10,17
SPOT	05/07/2024	16.315	16.325	10,17
NDF 1Mo.	05/08/2024	16.383	16.394	11,00
D-NDF 3Mo.	07/10/2024	16.407	16.420	13,00
1 Wk.	12/07/2024	16.316	16.327	10,66
2 Wk.	19/07/2024	16.318	16.329	11,00
1 Mo.	05/08/2024	16.322	16.333	11,00
2 Mo.	05/09/2024	16.329	16.342	12,58
3 Mo.	07/10/2024	16.339	16.351	12,18
6 Mo.	06/01/2025	16.379	16.391	12,00
1 Yr.	07/07/2025	16.475	16.505	30,00

Money Market Rates (ACT/360)									
RATE	O/N	1 Wk	2 Wk	1 Mo	2 Mo	3 Mo	6 Mo	9 Mo	1 Yr
INTERBANK (IDR)	6,15%	6,53%	6,68%	6,85%	8,22%	7,09%	no data	no data	no data
INTERBANK (USD)	5,36%	5,37%	5,35%	5,48%	5,48%	5,47%	5,49%	5,46%	5,45%
<b>INDONESIA</b>	<b>6,15%</b>								
SIBOR (SGD)	0,10%	0,14%	no data	0,17%	0,21%	0,25%	0,35%	0,47%	0,58%
LIBOR (USD)	5,06%	no data	no data	5,45%	no data	5,59%	5,68%	no data	6,04%
JIBOR (IDR)	6,15%	6,50%	no data	6,90%	no data	7,18%	7,30%	no data	7,45%

Indonesia Government Bond									
Seri	Coupon	Bid	Offer	Bid Yield	Day(s) to Next Coupon	Last Week	Last Month	Day(s) to maturity	Trend
FR0064	6,125	97,54	97,96	6,858	134	97,83	97,83	1392 Hari	↓
FR0081	6,500	99,78	99,95	6,739	164	99,88	99,88	341 Hari	↓
FR0084	7,250	100,59	101,10	6,851	42	100,80	100,80	583 Hari	↓
FR0090	5,125	95,85	96,28	6,780	103	95,91	95,91	1001 Hari	↓
FR0091	6,375	96,04	96,39	7,042	103	96,27	96,27	2803 Hari	↓
FR0092	7,125	99,70	100,42	7,154	164	100,10	100,10	6465 Hari	↓
FR0093	6,375	93,89	94,78	7,101	11	94,24	94,24	4694 Hari	↓
FR0089	6,875	96,75	97,58	7,147	42	97,25	97,25	9767 Hari	↓
FR0095	6,375	98,44	98,89	6,815	42	98,71	98,71	1482 Hari	↓
FR0096	7,000	99,69	100,13	7,046	42	100,05	100,05	3105 Hari	↓
PBS012	8,875	112,15	114,82	6,752	134	113,77	113,77	2653 Hari	↓
PBS003	6,000	97,57	98,53	7,061	11	98,07	98,07	912 Hari	↓
PBS031	4,000	99,90	100,00	7,019	11	99,91	99,91	11 Hari	↓
PBS033	6,750	96,64	97,36	7,047	164	97,40	97,40	8266 Hari	↓
PBS036	5,375	98,35	98,41	6,923	42	98,37	98,37	401 Hari	↓
PBS037	6,875	100,80	101,03	6,773	73	101,44	101,44	4213 Hari	↓
PBS029	6,375	98,25	99,42	6,621	73	99,13	99,13	3492 Hari	↓
PBS034	6,500	97,46	98,21	6,772	164	98,02	98,02	5384 Hari	↓
<b>FR0100</b>	6,625	96,81	97,22	7,087	42	97,09	97,09	3465 Hari	↓
<b>FR0101</b>	6,875	99,60	99,85	6,971	103	99,75	99,75	1722 Hari	↓
<b>FR0102</b>	6,875	97,09	97,63	7,110	11	97,45	97,45	10818 Hari	↓
<b>FR0098</b>	7,125	100,27	100,80	7,094	164	100,69	100,69	5024 Hari	↓
<b>FR0097</b>	7,125	100,00	100,45	7,125	164	100,41	100,41	6825 Hari	↓
<b>PBS038</b>	6,875	96,93	97,75	7,138	164	97,34	97,34	9168 Hari	↓
<b>PBS004</b>	6,100	93,26	93,79	6,908	42	93,67	93,67	4546 Hari	↓
<b>PBS030</b>	5,875	97,04	98,35	6,725	11	97,69	97,69	1452 Hari	↓
<b>PBS039</b>	6,625	96,79	97,78	6,949	11	97,60	97,60	6135 Hari	↓
<b>PBS032</b>	4,875	95,98	96,19	7,030	11	96,07	96,07	731 Hari	↓



Tim Riset: Ryan Eka Putra - Dealer RI - Ext.7952 - ryan.ekaputra@banksumselbabel.com

Disclaimer/ Pernyataan bebas tanggung jawab: Semua data dalam lembar ini hanya digunakan sebagai informasi. Kinerja masa lalu bukan merupakan indikasi kinerja masa depan atau perkiraan performa atas suatu instrumen. Informasi yang dimuat dalam lembar ini diperoleh dari sumber yang dapat dipercaya, namun BPD Sumsel Babel tidak menjamin kelengkapan atau akurasi. Data, opini dan perkiraan yang diungkapkan dapat berubah tanpa pemberitahuan dan BPD Sumsel Babel tegas menolak setiap dan semua tanggung jawab atas pernyataan dan jaminan, tersurat maupun tersirat, yang tercantum di sini, atau yang tidak dicantumkan.