

Fixed Income Daily Report

Friday, 05 July 2024 09:00:15

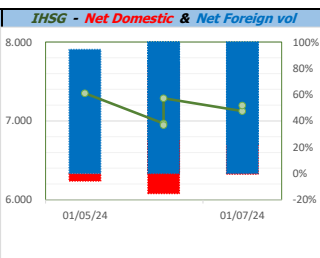
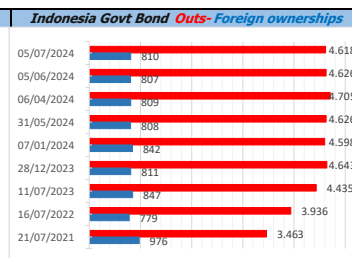
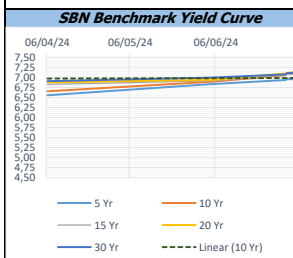
Global Market				Policy rates				
Indicator	price yesterday	TOD price	% chg.	Indicator	Date	Last	Prev.	Trend
USD/IDR Today	16370	16330	-0,24%	BI-7 DS RR		6,25	6,00	↑
SGD/IDR Spot	12072	12078	0,05%	BI - Depfac	20/06/2024	5,50	5,25	↑
MYR/IDR Spot	3469	3467	-0,05%	BI - LF		7,00	6,75	↑
SAR/IDR Spot	4354	4353	-0,02%	US Fed's Current Range		5,50	5,50	→
US - Dow Jones Industrial Average	39332	39308	-0,06%	LPS IDR		4,25	4,25	→
Tokyo - Nikkei 225	40914	40870	-0,11%	LPS USD	01/02/2024	2,25	2,25	→
Hong Kong - Hang Seng Index	17979	18028	0,28%	LPS BPR		6,75	6,75	→
Singapore - Srait Time Index STI	3416	3440	0,71%					
Indonesia - IHSG	7197	7221	0,33%					
WTI Crude Oil Future/ barrel (Jun. 2024)	79,26	79,26	0,00%					
Gold Spot \$/Oz	2358,48	2358,83	0,01%					
Ice Newcastle Coal/ metric ton	135,00	136,50	1,10%					
Malaysia CPO Contract (MYR/Metric ton)	3983,00	3983,00	0,00%					

Indonesia Economic Data (in US\$ Billion, or percentage)				
Indicator	Date	Last	Prev.	Trend
GDP (Gross Domestic Bruto)	31/03/2024	5,11	5,04	↑
CPI (YoY)	30/06/2024	2,51	2,84	↓
CPI Core (YoY)	30/06/2024	1,90	-1,55	↓
CPI (MoM)	31/05/2024	-0,08	-0,03	↓
Trade Balance (USD Billion)	31/05/2024	\$ 2.927	\$ 2.719	↑
Export Growth	31/05/2024	\$ 2,85	\$ 1,72	↓
Import Growth	31/05/2024	\$ -8,84	\$ 10,09	↓
Foreign Reserves	31/05/2024	\$ 139,00	\$ 136,22	↑
Balance of Payment	31/03/2024	\$ -2.161	\$ -1.120	↓

Foreign currency (US\$) and Money Market (Rp.)				
Tenor	Sett. Date	BID	OFFER	Gap.
TOD	05/07/2024	16.335	16.338	3,00
TOM	06/07/2024	16.335	16.339	3,43
SPOT	09/07/2024	16.335	16.339	3,43
NDF 1Mo.	09/08/2024	16.330	16.351	21,00
D-NDF 3Mo.	09/10/2024	16.351	16.376	25,00
1 Wk.	16/07/2024	16.337	16.340	3,47
2 Wk.	23/07/2024	16.338	16.342	3,90
1 Mo.	09/08/2024	16.342	16.347	4,53
2 Mo.	09/09/2024	16.349	16.355	6,25
3 Mo.	09/10/2024	16.359	16.363	4,00
6 Mo.	09/01/2025	16.398	16.404	6,13
1 Yr.	09/07/2025	16.504	16.513	9,50

Money Market Rates (ACT/360)									
RATE	O/N	1 Wk	2 Wk	1 Mo	2 Mo	3 Mo	6 Mo	9 Mo	1 Yr
INTERBANK (IDR)	6,16%	6,45%	6,68%	6,80%	6,54%	7,11%	no data	no data	no data
INTERBANK (USD)	5,37%	5,38%	5,40%	5,42%	5,50%	5,51%	5,48%	5,44%	5,46%
INDONESIA	6,16%								
SIBOR (SGD)	0,10%	0,14%	no data	0,17%	0,21%	0,25%	0,35%	0,47%	0,58%
LIBOR (USD)	5,06%	no data	no data	5,45%	no data	5,58%	5,67%	no data	6,04%
JIBOR (IDR)	6,16%	6,50%	no data	6,90%	no data	7,18%	7,30%	no data	7,45%

Indonesia Government Bond									
Seri	Coupon	Bid	Offer	Bid Yield	Day(s) to Next Coupon	Last Week	Last Month	Day(s) to maturity	Trend
FR0064	6,125	97,57	97,94	6,851	129	97,83	97,83	1387 Hari	↓
FR0081	6,500	99,80	99,96	6,708	159	99,88	99,88	336 Hari	↓
FR0084	7,250	100,57	101,02	6,848	37	100,80	100,80	578 Hari	↓
FR0090	5,125	95,82	96,18	6,793	98	95,91	95,91	996 Hari	↓
FR0091	6,375	96,09	96,38	7,034	98	96,27	96,27	2798 Hari	↓
FR0092	7,125	99,67	100,37	7,153	159	100,10	100,10	6460 Hari	↓
FR0093	6,375	93,83	94,72	7,085	6	94,24	94,24	4689 Hari	↓
FR0089	6,875	96,72	97,57	7,149	37	97,25	97,25	9762 Hari	↓
FR0095	6,375	98,43	98,82	6,810	37	98,71	98,71	1477 Hari	↓
FR0096	7,000	99,76	100,07	7,035	37	100,05	100,05	3100 Hari	↓
PBS012	8,875	113,14	114,33	6,589	129	113,77	113,77	2648 Hari	↓
PBS003	6,000	97,97	98,24	6,890	6	98,07	98,07	907 Hari	↓
PBS031	4,000	99,94	100,05	6,883	6	99,91	99,91	6 Hari	↑
PBS033	6,750	96,12	97,68	7,095	159	98,34	98,34	8261 Hari	↓
PBS036	5,375	98,33	98,43	6,961	37	98,37	98,37	396 Hari	↓
PBS037	6,875	101,30	101,52	6,711	68	101,44	101,44	4209 Hari	↓
PBS029	6,375	98,68	99,11	6,560	68	99,13	99,13	3488 Hari	↓
PBS034	6,500	97,82	98,57	6,733	159	98,02	98,02	5379 Hari	↓
FR0100	6,625	96,77	97,13	7,087	37	97,09	97,09	3460 Hari	↓
FR0101	6,875	99,64	99,84	6,961	98	99,75	99,75	1717 Hari	↓
FR0102	6,875	96,93	97,49	7,119	6	97,45	97,45	10813 Hari	↓
FR0098	7,125	100,28	100,64	7,093	159	100,69	100,69	5019 Hari	↓
FR0097	7,125	99,87	100,28	7,138	159	100,41	100,41	6820 Hari	↓
PBS038	6,875	96,06	96,54	7,215	159	97,41	97,41	9163 Hari	↓
PBS004	6,100	94,27	94,80	6,782	37	93,67	93,67	4541 Hari	↑
PBS030	5,875	96,90	98,08	6,770	6	97,69	97,69	1447 Hari	↓
PBS039	6,625	96,81	97,81	6,947	6	97,60	97,60	6130 Hari	↓
PBS032	4,875	95,95	96,05	7,066	6	96,07	96,07	726 Hari	↓



Tim Riset: Ryan Eka Putra - Dealer RI - Ext.7952 - ryan.ekaputra@banksumselbabel.com

Disclaimer/ Pernyataan bebas tanggung jawab: Semua data dalam lembar ini hanya digunakan sebagai informasi. Kinerja masa lalu bukan merupakan indikasi kinerja masa depan atau perkiraan performa suatu instrumen. Informasi yang dimuat dalam lembar ini diperoleh dari sumber yang dapat dipercaya, namun BPD Sumsel Babel tidak menjamin kelengkapan atau akurasi. Data, opini dan perkiraan yang diungkapkan dapat berubah tanpa pemberitahuan dan BPD Sumsel Babel tegas meniadakan setiap dan semua tanggung jawab atas pernyataan dan jaminan, tersurat maupun tertera, yang tercantum di sini, atau yang tidak dicantumkan.