

### Fixed Income Daily Report

Monday, 08 July 2024 09:00:09

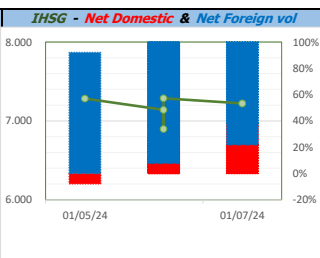
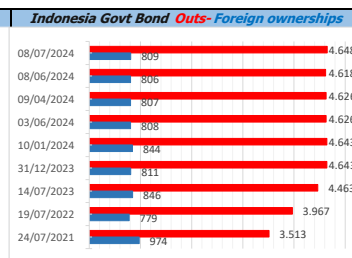
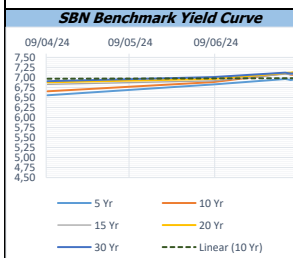
Global Market				Policy rates				
Indicator	price yesterday	TOD price	% chg.	Indicator	Date	Last	Prev.	Trend
USD/IDR Today	16330	16278	-0,32%	BI-7 DS RR		6,25	6,00	↑
SGD/IDR Spot	12078	12060	-0,15%	BI - Depfac	20/06/2024	5,50	5,25	↑
MYR/IDR Spot	3467	3457	-0,30%	BI - LF		7,00	6,75	↑
SAR/IDR Spot	4339	4340	0,02%	US Fed's Current Range		5,50	5,50	→
US - Dow Jones Industrial Average	39308	39376	0,17%	LPS IDR		4,25	4,25	→
Tokyo - Nikkei 225	40912	40873	-0,10%	LPS USD	01/02/2024	2,25	2,25	→
Hong Kong - Hang Seng Index	17800	17736	-0,36%	LPS BPR		6,75	6,75	→
Singapore - Srait Time Index STI	3411	3412	0,03%					
Indonesia - IHSG	7221	7253	0,45%					
WTI Crude Oil Future/ barrel (Jun. 2024)	79,26	79,26	0,00%					
Gold Spot \$/Oz	2385,94	2386,23	0,01%					
Ice Newcastle Coal/ metric ton	136,50	135,75	-0,55%					
Malaysia CPO Contract (MYR/Metric ton)	3983,00	3983,00	0,00%					

Indonesia Economic Data (in US\$ Billion, or percentage)				
Indicator	Date	Last	Prev.	Trend
GDP (Gross Domestic Bruto)	31/03/2024	5,11	5,04	↑
CPI (YoY)	30/06/2024	2,51	2,84	↓
CPI Core (YoY)	30/06/2024	1,90	-1,55	↓
CPI (MoM)	31/05/2024	-0,08	-0,03	↓
Trade Balance (USD Billion)	31/05/2024	\$ 2.927	\$ 2.719	↑
Export Growth	31/05/2024	\$ 2,85	\$ 1,72	↓
Import Growth	31/05/2024	\$ -8,84	\$ 10,09	↓
Foreign Reserves	30/06/2024	\$ 140,18	\$ 138,97	↑
Balance of Payment	31/03/2024	\$ -2.161	\$ -1.120	↓

Foreign currency (US\$) and Money Market (Rp.)				
Tenor	Sett. Date	BID	OFFER	Gap.
TOD	08/07/2024	16.285	16.290	5,00
TOM	09/07/2024	16.285	16.290	5,08
SPOT	10/07/2024	16.285	16.290	5,08
NDF 1Mo.	12/08/2024	16.270	16.280	10,00
D-NDF 3Mo.	10/10/2024	16.290	16.309	19,00
1 Wk.	17/07/2024	16.287	16.292	5,62
2 Wk.	24/07/2024	16.289	16.294	5,44
1 Mo.	12/08/2024	16.293	16.299	6,25
2 Mo.	10/09/2024	16.300	16.308	7,85
3 Mo.	10/10/2024	16.309	16.316	7,53
6 Mo.	10/01/2025	16.348	16.356	8,37
1 Yr.	10/07/2025	16.450	16.470	20,00

Money Market Rates (ACT/360)									
RATE	O/N	1 Wk	2 Wk	1 Mo	2 Mo	3 Mo	6 Mo	9 Mo	1 Yr
INTERBANK (IDR)	6,13%	6,50%	6,68%	6,85%	5,43%	7,11%	no data	no data	no data
INTERBANK (USD)	5,35%	5,38%	5,36%	5,46%	5,48%	5,52%	5,47%	5,41%	5,43%
<b>INDONESIA</b>	<b>6,13%</b>								
SIBOR (SGD)	0,10%	0,14%	no data	0,17%	0,21%	0,25%	0,35%	0,47%	0,58%
LIBOR (USD)	5,06%	no data	no data	5,44%	no data	5,57%	5,65%	no data	6,04%
JIBOR (IDR)	6,13%	6,50%	no data	6,90%	no data	7,18%	7,30%	no data	7,46%

Indonesia Government Bond									
Seri	Coupon	Bid	Offer	Bid Yield	Day(s) to Next Coupon	Last Week	Last Month	Day(s) to maturity	Trend
FR0064	6,125	97,63	97,96	6,832	128	97,76	97,83	1386 Hari	↓
FR0081	6,500	99,79	100,00	6,733	158	99,89	99,88	335 Hari	↓
FR0084	7,250	100,51	100,95	6,899	36	100,80	100,80	577 Hari	↓
FR0090	5,125	95,91	96,27	6,765	97	96,01	95,91	995 Hari	↓
FR0091	6,375	96,22	96,60	7,013	97	96,33	96,27	2797 Hari	↓
FR0092	7,125	99,90	100,57	7,134	158	100,27	100,10	6459 Hari	↓
FR0093	6,375	94,02	95,03	7,086	5	94,39	94,24	4688 Hari	↓
FR0089	6,875	97,00	97,79	7,125	36	97,21	97,25	9761 Hari	↓
FR0095	6,375	98,47	98,87	6,806	36	98,64	98,71	1476 Hari	↓
FR0096	7,000	99,88	100,29	7,018	36	100,04	100,05	3099 Hari	↓
PBS012	8,875	113,16	114,31	6,586	128	113,73	113,77	2647 Hari	↓
PBS003	6,000	97,97	98,24	6,890	5	#N/A N/A	98,07	906 Hari	#VALUE!
PBS031	4,000	99,96	100,06	6,493	5	100,01	99,91	5 Hari	↓
PBS033	6,750	96,12	97,68	7,095	158	#N/A N/A	98,34	8260 Hari	#VALUE!
PBS036	5,375	98,33	98,44	6,961	36	98,39	98,37	396 Hari	↓
PBS037	6,875	101,30	101,52	6,711	67	101,41	101,44	4208 Hari	↓
PBS029	6,375	98,67	99,11	6,560	67	98,89	99,13	3487 Hari	↓
PBS034	6,500	97,47	98,22	6,771	158	97,85	98,02	5378 Hari	↓
FR0100	6,625	97,02	97,43	7,056	36	97,12	97,09	3459 Hari	↓
FR0101	6,875	99,72	99,97	6,940	97	99,80	99,75	1716 Hari	↓
FR0102	6,875	97,23	97,75	7,099	5	97,45	97,45	10812 Hari	↓
FR0098	7,125	100,38	100,76	7,081	158	100,53	100,69	5018 Hari	↓
FR0097	7,125	99,99	100,39	7,125	158	100,12	100,41	6819 Hari	↓
PBS038	6,875	96,07	96,54	7,214	158	96,30	97,41	9162 Hari	↓
PBS004	6,100	93,14	93,67	6,924	36	93,41	93,67	4540 Hari	↓
PBS030	5,875	96,89	98,05	6,772	5	97,47	97,69	1446 Hari	↓
PBS039	6,625	96,83	97,82	6,946	5	97,32	97,60	6129 Hari	↓
PBS032	4,875	95,98	96,06	7,047	5	96,02	96,07	725 Hari	↓



Tim Riset:  
 Ryan Eka Putra - Dealer FI - Ext.7952 - ryan.ekaputra@banksumselbabel.com  
 Disclaimer/ Pernyataan bebas tanggung jawab: Semua data dalam lembar ini hanya digunakan sebagai informasi. Kinerja masa lalu bukan merupakan indikasi kinerja masa depan atau perkiraan performa atas suatu instrumen. Informasi yang dimuat dalam lembar ini diperoleh dari sumber yang dapat dipercaya, namun BPD Sumsel Babel tidak menjamin kelengkapan atau akurasi. Data, opini dan perkiraan yang diungkapkan dapat berubah tanpa pemberitahuan dan BPD Sumsel Babel tegas meniadakan setiap dan semua tanggung jawab atas pernyataan dan jaminan, tersurat maupun tertera, yang tercantum di sini, atau yang tidak dicantumkan.