

Fixed Income Daily Report

Tuesday, 09 July 2024 09:00:52

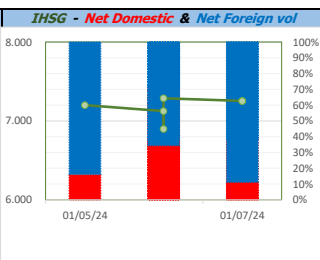
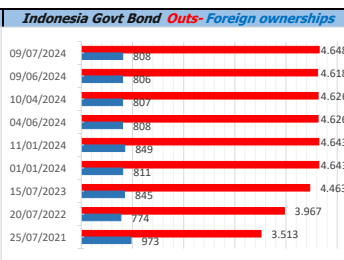
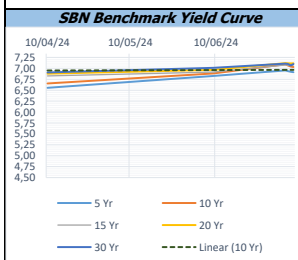
Global Market				Policy rates				
Indicator	price yesterday	TOD price	% chg.	Indicator	Date	Last	Prev.	Trend
USD/IDR Today	16278	16255	-0,14%	BI-7 DS RR		6,25	6,00	↑
SGD/IDR Spot	12060	12051	-0,07%	BI - Depfac	20/06/2024	5,50	5,25	↑
MYR/IDR Spot	3467	3457	-0,30%	BI - LF		7,00	6,75	↑
SAR/IDR Spot	4335	4335	0,00%	US Fed's Current Range		5,50	5,50	→
US - Dow Jones Industrial Average	39376	39345	-0,08%	LPS IDR		4,25	4,25	→
Tokyo - Nikkei 225	40781	41196	1,01%	LPS USD	01/02/2024	2,25	2,25	→
Hong Kong - Hang Seng Index	17524	17446	-0,45%	LPS BPR		6,75	6,75	→
Singapore - Srait Time Index STI	3404	3421	0,49%					
Indonesia - IHSG	7251	7256	0,07%					
WTI Crude Oil Future/ barrel (Jun. 2024)	#N/A N/A	#N/A N/A	#VALUE!					
Gold Spot \$/Oz	2362,88	2363,23	0,01%					
Ice Newcastle Coal/ metric ton	135,75	135,05	-0,52%					
Malaysia CPO Contract (MYR/Metric ton)	#N/A N/A	#N/A N/A	#VALUE!					

Indonesia Economic Data (in US\$ Billion, or percentage)				
Indicator	Date	Last	Prev.	Trend
GDP (Gross Domestic Bruto)	31/03/2024	5,11	5,04	↑
CPI (YoY)	30/06/2024	2,51	2,84	↓
CPI Core (YoY)	30/06/2024	1,90	-1,55	↓
CPI (MoM)	31/05/2024	-0,08	-0,03	↓
Trade Balance (USD Billion)	31/05/2024	\$ 2.927	\$ 2.719	↑
Export Growth	31/05/2024	\$ 2,85	\$ 1,72	↓
Import Growth	31/05/2024	\$ -8,84	\$ 10,09	↓
Foreign Reserves	30/06/2024	\$ 140,18	\$ 138,97	↑
Balance of Payment	31/03/2024	\$ -2.161	\$ -1.120	↓

Foreign currency (US\$) and Money Market (Rp.)				
Tenor	Sett. Date	BID	OFFER	Gap.
TOD	09/07/2024	16.250	16.260	10,00
TOM	10/07/2024	16.250	16.260	10,16
SPOT	11/07/2024	16.250	16.260	10,16
NDF 1Mo.	12/08/2024	16.301	16.313	12,00
D-NDF 3Mo.	11/10/2024	16.323	16.338	15,00
1 Wk.	18/07/2024	16.251	16.263	11,22
2 Wk.	25/07/2024	16.253	16.265	11,48
1 Mo.	12/08/2024	16.258	16.270	12,50
2 Mo.	11/09/2024	16.265	16.278	13,00
3 Mo.	11/10/2024	16.274	16.287	12,12
6 Mo.	13/01/2025	16.314	16.327	13,21
1 Yr.	11/07/2025	16.410	16.440	30,00

Money Market Rates (ACT/360)									
RATE	O/N	1 Wk	2 Wk	1 Mo	2 Mo	3 Mo	6 Mo	9 Mo	1 Yr
INTERBANK (IDR)	6,16%	6,50%	6,68%	6,83%	7,03%	7,11%	no data	no data	no data
INTERBANK (USD)	5,38%	5,38%	5,37%	5,46%	5,47%	5,45%	5,44%	5,39%	5,38%
INDONESIA	6,16%								
SIBOR (SGD)	0,10%	0,14%	no data	0,17%	0,21%	0,25%	0,35%	0,47%	0,58%
LIBOR (USD)	5,06%	no data	no data	5,44%	no data	5,57%	5,65%	no data	6,04%
JIBOR (IDR)	6,16%	6,50%	no data	6,90%	no data	7,18%	7,30%	no data	7,46%

Indonesia Government Bond									
Seri	Coupon	Bid	Offer	Bid Yield	Day(s) to Next Coupon	Last Week	Last Month	Day(s) to maturity	Trend
FR0064	6,125	97,69	97,99	6,814	127	97,76	97,83	1385 Hari	↓
FR0081	6,500	99,80	99,97	6,723	157	99,89	99,88	334 Hari	↓
FR0084	7,250	100,62	101,00	6,828	35	100,80	100,80	576 Hari	↓
FR0090	5,125	95,92	96,26	6,766	96	96,01	95,91	994 Hari	↓
FR0091	6,375	96,25	96,58	7,007	96	96,33	96,27	2796 Hari	↓
FR0092	7,125	100,03	100,67	7,122	157	100,27	100,10	6458 Hari	↓
FR0093	6,375	94,28	95,07	7,053	4	94,39	94,24	4687 Hari	↓
FR0089	6,875	96,82	97,70	7,141	35	97,21	97,25	9760 Hari	↓
FR0095	6,375	98,49	98,84	6,800	35	98,64	98,71	1476 Hari	↓
FR0096	7,000	99,98	100,36	7,001	35	100,04	100,05	3098 Hari	↓
PBS012	8,875	112,26	114,47	6,731	127	113,73	113,77	2646 Hari	↓
PBS003	6,000	98,04	98,34	6,860	4	98,22	98,28	905 Hari	↓
PBS031	4,000	99,91	100,01	10,514	4	100,01	99,91	4 Hari	↓
PBS033	6,750	96,18	97,58	7,089	157	96,92	97,40	8259 Hari	↓
PBS036	5,375	98,38	98,47	6,922	35	98,39	98,37	395 Hari	↓
PBS037	6,875	100,79	101,00	6,775	66	101,41	101,44	4207 Hari	↓
PBS029	6,375	98,11	99,31	6,641	66	98,89	99,13	3486 Hari	↓
PBS034	6,500	97,81	98,55	6,734	157	97,85	98,02	5377 Hari	↓
FR0100	6,625	97,04	97,49	7,053	35	97,12	97,09	3458 Hari	↓
FR0101	6,875	99,78	100,07	6,927	96	99,80	99,75	1715 Hari	↓
FR0102	6,875	97,21	97,77	7,100	4	97,45	97,45	10811 Hari	↓
FR0098	7,125	100,40	100,82	7,079	157	100,53	100,69	5017 Hari	↓
FR0097	7,125	100,06	100,48	7,118	157	100,12	100,41	6818 Hari	↓
PBS038	6,875	96,26	96,94	7,197	157	96,30	97,41	9161 Hari	↓
PBS004	6,100	93,82	94,35	6,839	35	93,41	93,67	4539 Hari	↑
PBS030	5,875	97,14	98,28	6,699	4	97,47	97,69	1445 Hari	↓
PBS039	6,625	96,85	97,84	6,943	4	97,32	97,60	6128 Hari	↓
PBS032	4,875	95,97	96,15	7,057	4	96,02	96,07	724 Hari	↓



Tim Riset: Ryan Eka Putra - Dealer RI - Ext.7952 - ryan.ekaputra@banksumselbabel.com

Disclaimer/ Pernyataan bebas tanggung jawab: Semua data dalam lembar ini hanya digunakan sebagai informasi. Kinerja masa lalu tidak merupakan indikasi kinerja masa depan atau penilaian performa atas suatu instrumen. Informasi yang dimuat dalam lembar ini diperoleh dari sumber yang dapat dipercaya, namun BPD Sumsel Babel tidak menjamin kelengkapan atau akurasi. Data, opini dan penilaian yang diungkapkan dapat berubah tanpa pemberitahuan dan BPD Sumsel Babel tegas meniadakan setiap dan semua tanggung jawab atas pernyataan dan jaminan, tersurat maupun tersirat, yang tercantum di sini, atau yang tidak dicantumkan.