

Fixed Income Daily Report

Tuesday, 23 July 2024 09:01:16

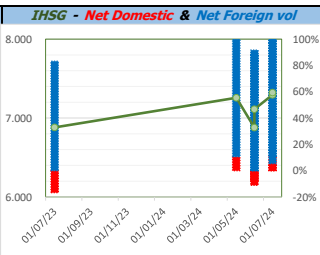
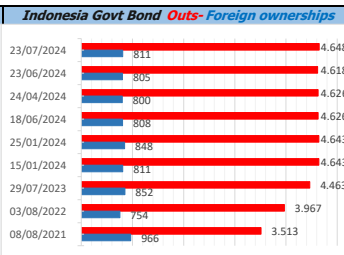
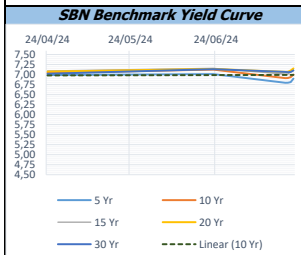
Global Market				Policy rates				
Indicator	price yesterday	TOD price	% chg.	Indicator	Date	Last	Prev.	Trend
USD/IDR Today	16220	16215	-0,03%	BI-7 DS RR		6,25	6,00	↑
SGD/IDR Spot	12061	12056	-0,04%	BI - Depfac	17/07/2024	5,50	5,25	↑
MYR/IDR Spot	3465	3466	0,02%	BI - LF		7,00	6,75	↑
SAR/IDR Spot	4325	4323	-0,05%	US Fed's Current Range		5,50	5,50	→
US - Dow Jones Industrial Average	40288	40415	0,32%	LPS IDR		4,25	4,25	→
Tokyo - Nikkei 225	39599	39720	0,30%	LPS USD	01/02/2024	2,25	2,25	→
Hong Kong - Hang Seng Index	17636	17625	-0,06%	LPS BPR		6,75	6,75	→
Singapore - Srait Time Index STI	3437	3456	0,53%					
Indonesia - IHSG	7322	7340	0,24%					
WTI Crude Oil Future/ barrel (Jun. 2024)	82,17	82,17	0,00%					
Gold Spot \$/Oz	2400,64	2400,98	0,01%					
Ice Newcastle Coal/ metric ton	135,10	135,00	-0,07%					
Malaysia CPO Contract (MYR/Metric ton)	3980,00	3980,00	0,00%					

Indonesia Economic Data (in US\$ Billion, or percentage)				
Indicator	Date	Last	Prev.	Trend
GDP (Gross Domestic Bruto)	31/03/2024	5,11	5,04	↑
CPI (YoY)	30/06/2024	2,51	2,84	↓
CPI Core (YoY)	30/06/2024	1,90	-1,55	↓
CPI (MoM)	31/05/2024	-0,08	-0,03	↓
Trade Balance (USD Billion)	30/06/2024	\$ 2.390	\$ 2.925	↓
Export Growth	30/06/2024	\$ 1,17	\$ 2,85	↓
Import Growth	30/06/2024	\$ 7,58	\$ -8,84	↑
Foreign Reserves	30/06/2024	\$ 140,18	\$ 138,97	↑
Balance of Payment	31/03/2024	\$ -2.161	\$ -1.120	↓

Foreign currency (US\$) and Money Market (Rp.)				
Tenor	Sett. Date	BID	OFFER	Gap.
TOD	23/07/2024	16.221	16.225	4,00
TOM	24/07/2024	16.221	16.225	4,16
SPOT	25/07/2024	16.221	16.225	4,16
NDF 1Mo.	26/08/2024	16.219	16.232	13,00
D-NDF 3Mo.	25/10/2024	16.243	16.258	15,00
1 Wk.	01/08/2024	16.223	16.228	5,00
2 Wk.	08/08/2024	16.225	16.231	6,00
1 Mo.	26/08/2024	16.233	16.239	5,50
2 Mo.	25/09/2024	16.244	16.252	8,00
3 Mo.	25/10/2024	16.260	16.268	8,02
6 Mo.	28/01/2025	16.311	16.318	7,01
1 Yr.	25/07/2025	16.441	16.465	24,00

Money Market Rates (ACT/360)									
RATE	O/N	1 Wk	2 Wk	1 Mo	2 Mo	3 Mo	6 Mo	9 Mo	1 Yr
INTERBANK (IDR)	6,20%	6,53%	6,73%	6,85%	6,15%	7,18%	no data	no data	no data
INTERBANK (USD)	5,38%	5,38%	5,38%	5,46%	5,48%	5,44%	5,36%	5,27%	5,18%
INDONESIA	6,20%								
SIBOR (SGD)	0,10%	0,14%	no data	0,17%	0,21%	0,25%	0,35%	0,47%	0,58%
LIBOR (USD)	5,06%	no data	no data	5,46%	no data	5,54%	5,56%	no data	6,04%
JIBOR (IDR)	6,20%	6,50%	no data	6,90%	no data	7,18%	7,30%	no data	7,46%

Indonesia Government Bond									
Seri	Coupon	Bid	Offer	Bid Yield	Day(s) to Next Coupon	Last Week	Last Month	Day(s) to maturity	Trend
FR0064	6,125	97,88	98,10	6,763	113	98,02	97,83	1371 Hari	↓
FR0081	6,500	99,80	99,94	6,727	143	99,86	99,88	321 Hari	↓
FR0084	7,250	100,66	101,03	6,791	21	100,80	100,80	562 Hari	↓
FR0090	5,125	95,98	96,30	6,760	82	96,14	95,91	980 Hari	↓
FR0091	6,375	96,51	96,82	6,964	82	96,79	96,27	2782 Hari	↓
FR0092	7,125	100,33	100,68	7,092	143	100,54	100,10	6444 Hari	↓
FR0093	6,375	95,30	96,23	6,930	174	95,30	94,24	4673 Hari	↑
FR0089	6,875	97,31	98,01	7,099	21	97,79	97,25	9747 Hari	↓
FR0095	6,375	98,39	98,91	6,834	21	98,72	98,71	1462 Hari	↓
FR0096	7,000	100,19	100,47	6,969	21	100,72	100,05	3084 Hari	↓
PBS012	8,875	112,48	115,26	6,687	113	113,78	113,77	2632 Hari	↓
PBS003	6,000	98,19	98,45	6,807	174	98,32	98,07	892 Hari	↓
PBS033	6,750	96,31	97,29	7,077	143	96,90	97,40	8245 Hari	↓
PBS036	5,375	98,54	98,65	6,818	21	98,62	98,37	381 Hari	↓
PBS037	6,875	99,09	101,05	6,990	52	100,07	99,93	4193 Hari	↓
PBS029	6,375	98,14	99,74	6,638	52	99,00	99,13	3472 Hari	↓
PBS034	6,500	98,09	98,76	6,704	143	98,48	98,02	5364 Hari	↓
FR0100	6,625	97,42	97,64	6,997	21	97,84	97,09	3444 Hari	↓
FR0101	6,875	99,87	100,14	6,897	82	100,23	99,75	1701 Hari	↓
FR0102	6,875	97,21	97,62	7,104	174	97,61	97,45	10797 Hari	↓
FR0098	7,125	99,90	100,35	7,136	143	100,55	100,69	5004 Hari	↓
FR0097	7,125	99,73	100,08	7,148	143	100,22	100,41	6804 Hari	↓
PBS038	6,875	96,59	97,27	7,168	143	97,07	97,41	9147 Hari	↓
PBS004	6,100	94,24	94,75	6,788	21	94,55	93,67	4525 Hari	↓
PBS030	5,875	96,62	97,07	6,859	174	96,85	97,69	1431 Hari	↓
PBS039	6,625	97,17	98,16	6,911	174	97,67	97,60	6114 Hari	↓
PBS032	4,875	96,12	96,57	7,009	174	96,44	96,04	710 Hari	↓



Tim Riset:
 Ryan Eka Putra - Dealer FI - Ext.7952 - ryan.ekaputra@banksumselbabel.com

Disclaimer/ Pernyataan bebas tanggung jawab: Semua data dalam lembaran ini hanya digunakan sebagai informasi. Kinerja masa lalu bukan merupakan indikator kinerja masa depan atau perkiraan performa atas suatu instrumen. Informasi yang dimuat dalam lembaran ini diperoleh dari sumber yang dapat dipercaya, namun BPD SumSel Babel tidak menjamin kelengkapan atau akurasi. Data, opini dan perkiraan yang diungkapkan dapat berubah tanpa pemberitahuan dan BPD SumSel Babel tegas meniadakan setiap dan semua tanggung jawab atas pernyataan dan jaminan, termasuk maupun tersirat, yang tercantum di sini, atau yang tidak dicantumkan.