

Fixed Income Daily Report

Thursday, 25 July 2024 09:04:29

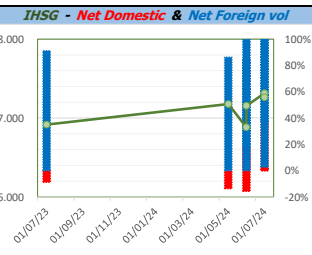
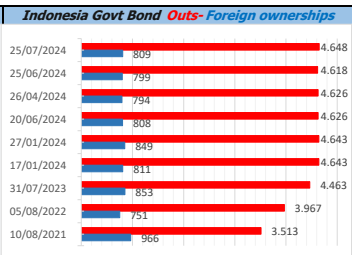
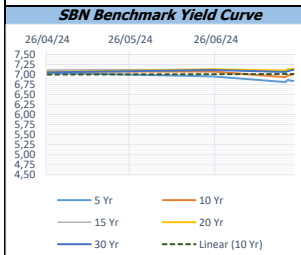
Global Market				Policy rates				
Indicator	price yesterday	TOD price	% chg.	Indicator	Date	Last	Prev.	Trend
USD/IDR Today	16215	16245	0,18%	BI-7 DS RR		6,25	6,00	↑
SGD/IDR Spot	12056	12087	0,25%	BI - Depfac	17/07/2024	5,50	5,25	↑
MYR/IDR Spot	3470	3477	0,21%	BI - LF		7,00	6,75	↑
SAR/IDR Spot	4325	4327	0,05%	US Fed's Current Range		5,50	5,50	→
US - Dow Jones Industrial Average	40358	39854	-1,27%	LPS IDR		4,25	4,25	→
Tokyo - Nikkei 225	39155	38000	-3,04%	LPS USD	01/02/2024	2,25	2,25	→
Hong Kong - Hang Seng Index	17311	17202	-0,64%	LPS BPR		6,75	6,75	→
Singapore - Srait Time Index STI	3461	3441	-0,58%					
Indonesia - IHSG	7263	7235	-0,39%					
WTI Crude Oil Future/ barrel (Jun. 2024)	82,17	82,17	0,00%					
Gold Spot \$/Oz	2376,73	2377,16	0,02%					
Ice Newcastle Coal/ metric ton	134,70	134,75	0,04%					
Malaysia CPO Contract (MYR/Metric ton)	3980,00	3980,00	0,00%					

Indonesia Economic Data (in US\$ Billion, or percentage)				
Indicator	Date	Last	Prev.	Trend
GDP (Gross Domestic Bruto)	31/03/2024	5,11	5,04	↑
CPI (YoY)	30/06/2024	2,51	2,84	↓
CPI Core (YoY)	30/06/2024	1,90	-1,55	↓
CPI (MoM)	31/05/2024	-0,08	-0,03	↓
Trade Balance (USD Billion)	30/06/2024	\$ 2.390	\$ 2.925	↓
Export Growth	30/06/2024	\$ 1,17	\$ 2,85	↓
Import Growth	30/06/2024	\$ 7,58	\$ -8,84	↑
Foreign Reserves	30/06/2024	\$ 140,18	\$ 138,97	↑
Balance of Payment	31/03/2024	\$ -2.161	\$ -1.120	↓

Foreign currency (US\$) and Money Market (Rp.)				
Tenor	Sett. Date	BID	OFFER	Gap.
TOD	25/07/2024	16.245	16.255	10,00
TOM	26/07/2024	16.245	16.255	10,11
SPOT	29/07/2024	16.245	16.255	10,11
NDF 1Mo.	29/08/2024	16.259	16.270	11,00
D-NDF 3Mo.	29/10/2024	16.283	16.298	15,00
1 Wk.	05/08/2024	16.248	16.258	10,55
2 Wk.	12/08/2024	16.251	16.261	10,56
1 Mo.	29/08/2024	16.257	16.269	12,00
2 Mo.	30/09/2024	16.272	16.285	13,00
3 Mo.	29/10/2024	16.290	16.303	13,00
6 Mo.	30/01/2025	16.339	16.355	16,02
1 Yr.	29/07/2025	16.475	16.520	45,00

Money Market Rates (ACT/360)									
RATE	O/N	1 Wk	2 Wk	1 Mo	2 Mo	3 Mo	6 Mo	9 Mo	1 Yr
INTERBANK (IDR)	6,20%	6,50%	6,73%	6,83%	6,74%	7,18%	no data	no data	no data
INTERBANK (USD)	5,38%	5,38%	5,39%	5,43%	5,42%	5,40%	5,33%	5,22%	5,10%
INDONESIA	6,20%								
SIBOR (SGD)	0,10%	0,14%	no data	0,17%	0,21%	0,25%	0,35%	0,47%	0,58%
LIBOR (USD)	5,06%	no data	no data	5,46%	no data	5,55%	5,57%	no data	6,04%
JIBOR (IDR)	6,20%	6,51%	no data	6,90%	no data	7,18%	7,30%	no data	7,46%

Indonesia Government Bond									
Seri	Coupon	Bid	Offer	Bid Yield	Day(s) to Next Coupon	Last Week	Last Month	Day(s) to maturity	Trend
FR0064	6,125	97,87	98,16	6,766	109	98,02	97,83	1367 Hari	↓
FR0081	6,500	99,82	99,99	6,699	139	99,86	99,88	317 Hari	↓
FR0084	7,250	100,59	101,03	6,837	17	100,80	100,80	558 Hari	↓
FR0090	5,125	95,97	96,36	6,767	78	96,14	95,91	976 Hari	↓
FR0091	6,375	96,50	96,81	6,966	78	96,79	96,27	2778 Hari	↓
FR0092	7,125	99,96	100,58	7,127	139	100,54	100,10	6441 Hari	↓
FR0093	6,375	95,05	96,16	6,960	170	95,30	94,24	4669 Hari	↓
FR0089	6,875	97,34	98,08	7,097	17	97,79	97,25	9743 Hari	↓
FR0095	6,375	98,61	99,00	6,773	17	98,72	98,71	1458 Hari	↓
FR0096	7,000	100,19	100,56	6,969	17	100,72	100,05	3080 Hari	↓
PBS012	8,875	112,52	115,41	6,678	109	113,78	113,77	2628 Hari	↓
PBS003	6,000	98,23	98,37	6,787	170	98,32	98,07	888 Hari	↓
PBS033	6,750	96,33	97,30	7,075	139	96,90	97,40	8242 Hari	↓
PBS036	5,375	98,54	98,65	6,829	17	98,53	98,37	377 Hari	↑
PBS037	6,875	100,64	101,19	6,793	48	100,88	101,44	4189 Hari	↓
PBS029	6,375	98,14	99,74	6,638	48	99,00	99,13	3468 Hari	↓
PBS034	6,500	98,09	98,76	6,704	139	98,48	98,02	5360 Hari	↓
FR0100	6,625	97,40	97,64	7,003	17	97,84	97,09	3440 Hari	↓
FR0101	6,875	100,12	100,39	6,841	78	100,23	99,75	1697 Hari	↓
FR0102	6,875	96,97	97,48	7,121	170	97,61	97,45	10793 Hari	↓
FR0098	7,125	99,89	100,29	7,137	139	100,55	100,69	5000 Hari	↓
FR0097	7,125	99,80	100,16	7,144	139	100,22	100,41	6801 Hari	↓
PBS038	6,875	96,93	97,41	7,138	139	97,07	97,41	9143 Hari	↓
PBS004	6,100	94,27	94,77	6,785	17	94,55	93,67	4521 Hari	↓
PBS030	5,875	97,32	98,26	6,654	170	97,82	97,69	1427 Hari	↓
PBS039	6,625	97,18	98,17	6,910	170	97,67	97,60	6110 Hari	↓
PBS032	4,875	96,39	96,63	6,861	170	96,37	96,07	706 Hari	↑



Tim Risa:
 Ryan Eka Putra - Dealer FI - Ext.7952 - ryan.ekaputra@banksumselbabel.com
 Disclaimer/ Pernyataan bebas tanggung jawab: Semua data dalam lembaran ini hanya digunakan sebagai informasi. Kinerja masa lalu bukan merupakan indikator kinerja masa depan atau perkiraan performa atas suatu instrumen. Informasi yang dimuat dalam lembaran ini diperoleh dari sumber yang dapat dipercaya, namun BPD SumSel Babel tidak menjamin kelengkapan atau akurasi. Data, opini dan perkiraan yang diungkapkan dapat berubah tanpa pemberitahuan dan BPD SumSel Babel tetap memegang setiap dan semua tanggung jawab atas pernyataan dan jaminan, termasuk maupun tersirat, yang tercantum di sini, atau yang tidak dicantumkan.