

Fixed Income Daily Report

Tuesday, 30 July 2024 09:11:41

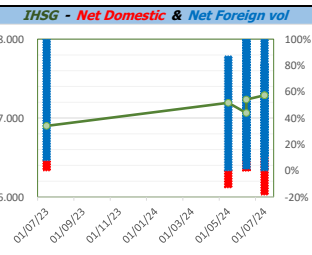
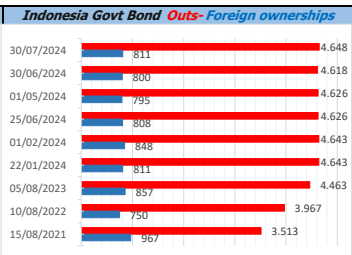
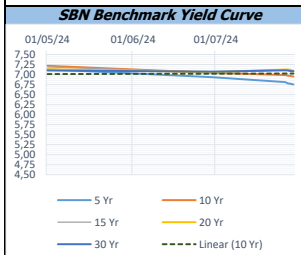
Global Market				Policy rates				
Indicator	price yesterday	TOD price	% chg.	Indicator	Date	Last	Prev.	Trend
USD/IDR Today	16280	16315	0,21%	BI-7 DS RR		6,25	6,00	↑
SGD/IDR Spot	12122	12137	0,12%	BI - Depfac	17/07/2024	5,50	5,25	↑
MYR/IDR Spot	3511	3515	0,12%	BI - LF		7,00	6,75	↑
SAR/IDR Spot	4340	4345	0,12%	US Fed's Current Range		5,50	5,50	→
US - Dow Jones Industrial Average	40589	40540	-0,12%	LPS IDR		4,25	4,25	→
Tokyo - Nikkei 225	38469	38162	-0,80%	LPS USD	01/02/2024	2,25	2,25	→
Hong Kong - Hang Seng Index	17238	17019	-1,29%	LPS BPR		6,75	6,75	→
Singapore - Srait Time Index STI	3444	3440	-0,13%					
Indonesia - IHSG	7289	7284	-0,06%					
WTI Crude Oil Future/ barrel (Jun. 2024)	82,17	82,17	0,00%					
Gold Spot \$/Oz	2379,86	2380,20	0,01%					
Ice Newcastle Coal/ metric ton	139,25	140,10	0,61%					
Malaysia CPO Contract (MYR/Metric ton)	3980,00	3980,00	0,00%					

Indonesia Economic Data (in US\$ Billion, or percentage)				
Indicator	Date	Last	Prev.	Trend
GDP (Gross Domestic Bruto)	31/03/2024	5,11	5,04	↑
CPI (YoY)	30/06/2024	2,51	2,84	↓
CPI Core (YoY)	30/06/2024	1,90	-1,55	↓
CPI (MoM)	31/05/2024	-0,08	-0,03	↓
Trade Balance (USD Billion)	30/06/2024	\$ 2.390	\$ 2.925	↓
Export Growth	30/06/2024	\$ 1,17	\$ 2,85	↓
Import Growth	30/06/2024	\$ 7,58	\$ -8,84	↑
Foreign Reserves	30/06/2024	\$ 140,18	\$ 138,97	↑
Balance of Payment	31/03/2024	\$ -2.161	\$ -1.120	↓

Foreign currency (US\$) and Money Market (Rp.)				
Tenor	Sett. Date	BID	OFFER	Gap.
TOD	30/07/2024	16.290	16.290	0,00
TOM	31/07/2024	16.290	16.290	0,15
SPOT	01/08/2024	16.290	16.290	0,15
NDF 1Mo.	03/09/2024	16.326	16.337	11,00
D-NDF 3Mo.	01/11/2024	16.351	16.363	12,00
1 Wk.	08/08/2024	16.293	16.293	0,77
2 Wk.	15/08/2024	16.296	16.297	1,25
1 Mo.	03/09/2024	16.304	16.305	1,00
2 Mo.	01/10/2024	16.317	16.322	5,65
3 Mo.	01/11/2024	16.337	16.341	3,92
6 Mo.	03/02/2025	16.388	16.392	4,65
1 Yr.	01/08/2025	16.530	16.555	25,00

Money Market Rates (ACT/360)									
RATE	O/N	1 Wk	2 Wk	1 Mo	2 Mo	3 Mo	6 Mo	9 Mo	1 Yr
INTERBANK (IDR)	6,27%	6,55%	6,78%	6,85%	6,56%	7,09%	no data	no data	no data
INTERBANK (USD)	5,36%	5,38%	5,37%	5,45%	5,47%	5,44%	5,32%	5,19%	5,10%
INDONESIA	6,27%								
SIBOR (SGD)	0,10%	0,14%	no data	0,17%	0,21%	0,25%	0,35%	0,47%	0,58%
LIBOR (USD)	5,06%	no data	no data	5,46%	no data	5,52%	5,52%	no data	6,04%
JIBOR (IDR)	6,27%	6,53%	no data	6,90%	no data	7,18%	7,30%	no data	7,45%

Indonesia Government Bond									
Seri	Coupon	Bid	Offer	Bid Yield	Day(s) to Next Coupon	Last Week	Last Month	Day(s) to maturity	Trend
FR0064	6,125	97,97	98,32	6,735	106	98,11	97,83	1364 Hari	↓
FR0081	6,500	99,90	100,03	6,727	136	99,94	99,88	314 Hari	↓
FR0084	7,250	100,66	101,10	6,787	14	100,84	100,80	555 Hari	↓
FR0090	5,125	96,12	96,51	6,701	75	96,26	95,91	973 Hari	↓
FR0091	6,375	96,83	97,22	6,933	75	96,85	96,27	2775 Hari	↓
FR0092	7,125	100,07	100,83	7,133	136	100,33	100,10	6438 Hari	↓
FR0093	6,375	95,37	96,43	6,986	167	95,60	94,24	4666 Hari	↓
FR0089	6,875	97,11	97,85	7,117	14	97,46	97,25	9740 Hari	↓
FR0095	6,375	98,74	99,22	6,712	14	98,85	98,71	1455 Hari	↓
FR0096	7,000	100,57	100,87	6,932	14	100,46	100,05	3077 Hari	↑
PBS012	8,875	112,53	114,94	6,674	106	113,71	113,77	2626 Hari	↓
PBS003	6,000	98,04	98,64	6,879	167	98,35	98,07	885 Hari	↓
PBS033	6,750	96,00	96,95	7,105	136	96,63	97,40	8239 Hari	↓
PBS036	5,375	98,66	99,00	6,729	14	98,83	98,37	374 Hari	↓
PBS037	6,875	100,79	101,33	6,775	45	100,92	101,44	4186 Hari	↓
PBS029	6,375	98,33	99,75	6,611	45	98,95	99,13	3465 Hari	↓
PBS034	6,500	98,14	98,80	6,699	136	98,42	98,02	5357 Hari	↓
FR0100	6,625	97,83	98,10	6,939	14	97,65	97,09	3437 Hari	↑
FR0101	6,875	100,46	100,71	6,762	75	100,42	99,75	1694 Hari	↑
FR0102	6,875	97,39	97,89	7,086	167	97,33	97,45	10790 Hari	↑
FR0098	7,125	100,42	100,82	7,108	136	100,24	100,69	4997 Hari	↑
FR0097	7,125	100,29	100,58	7,128	136	100,07	100,41	6798 Hari	↑
PBS038	6,875	97,03	97,42	7,129	136	97,23	97,41	9140 Hari	↓
PBS004	6,100	94,40	94,90	6,770	14	94,53	93,67	4518 Hari	↓
PBS030	5,875	97,29	97,92	6,666	167	97,32	97,69	1424 Hari	↓
PBS039	6,625	97,17	98,16	6,911	167	97,66	97,60	6107 Hari	↓
PBS032	4,875	96,51	96,68	6,807	167	96,51	96,07	703 Hari	↑



Tim Riset:
 Ryan Eka Putra - Dealer FI - Ext.7952 - ryan.ekaputra@banksumselbabel.com
 Disclaimer/ Pernyataan bebas tanggung jawab: Semua data dalam laporan ini hanya digunakan sebagai informasi. Kinerja masa lalu bukan merupakan indikator kinerja masa depan atau perkiraan performa atas suatu instrumen. Informasi yang dimuat dalam laporan ini diperoleh dari sumber yang dapat dipercaya, namun BPD Sumsel Babel tidak menjamin kelengkapan atau akurasi. Data, opini dan perkiraan yang diungkapkan dapat berubah tanpa pemberitahuan dan BPD Sumsel Babel tegas menolak setiap dan semua tanggung jawab atas pernyataan dan jaminan, termasuk maupun tersirat, yang tercantum di sini, atau yang tidak dicantumkan.