

### Fixed Income Daily Report

Thursday, 01 August 2024 09:02:06

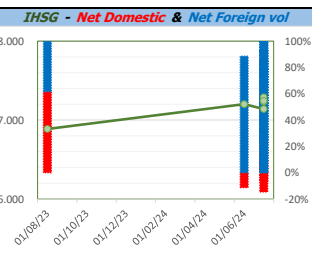
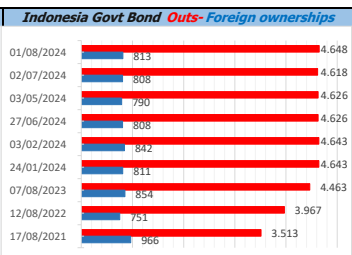
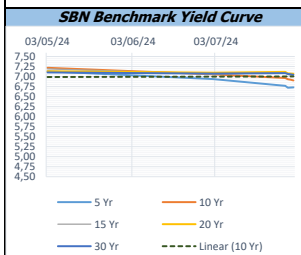
Global Market				Policy rates				
Indicator	price yesterday	TOD price	% chg.	Indicator	Date	Last	Prev.	Trend
USD/IDR Today	16300	16260	-0,25%	BI-7 DS RR		6,25	6,00	↑
SGD/IDR Spot	12128	12137	0,07%	BI - Depfac	17/07/2024	5,50	5,25	↑
MYR/IDR Spot	3529	3534	0,14%	BI - LF		7,00	6,75	↑
SAR/IDR Spot	4333	4335	0,05%	US Fed's Current Range		5,50	5,50	→
US - Dow Jones Industrial Average	40743	40843	0,24%	LPS IDR		4,25	4,25	→
Tokyo - Nikkei 225	39102	38141	-2,52%	LPS USD	01/02/2024	2,25	2,25	→
Hong Kong - Hang Seng Index	17003	17345	1,97%	LPS BPR		6,75	6,75	→
Singapore - Srait Time Index STI	3442	3456	0,41%					
Indonesia - IHSG	7242	7256	0,19%					
WTI Crude Oil Future/ barrel (Jun. 2024)	82,17	82,17	0,00%					
Gold Spot \$/Oz	2446,67	2447,05	0,02%					
Ice Newcastle Coal/ metric ton	139,25	140,10	0,61%					
Malaysia CPO Contract (MYR/Metric ton)	3980,00	3980,00	0,00%					

Indonesia Economic Data (in US\$ Billion, or percentage)				
Indicator	Date	Last	Prev.	Trend
GDP (Gross Domestic Bruto)	31/03/2024	5,11	5,04	↑
CPI (YoY)	30/06/2024	2,51	2,84	↓
CPI Core (YoY)	30/06/2024	1,90	-1,55	↓
CPI (MoM)	31/05/2024	-0,08	-0,03	↓
Trade Balance (USD Billion)	30/06/2024	\$ 2.390	\$ 2.925	↓
Export Growth	30/06/2024	\$ 1,17	\$ 2,85	↓
Import Growth	30/06/2024	\$ 7,58	\$ -8,84	↑
Foreign Reserves	30/06/2024	\$ 140,18	\$ 138,97	↑
Balance of Payment	31/03/2024	\$ -2.161	\$ -1.120	↓

Foreign currency (US\$) and Money Market (Rp.)				
Tenor	Sett. Date	BID	OFFER	Gap.
TOD	01/08/2024	16.290	16.294	4,00
TOM	02/08/2024	16.290	16.294	4,10
SPOT	05/08/2024	16.290	16.294	4,10
NDF 1Mo.	05/09/2024	16.281	16.297	16,00
D-NDF 3Mo.	05/11/2024	16.310	16.329	19,00
1 Wk.	12/08/2024	16.293	16.298	4,50
2 Wk.	19/08/2024	16.296	16.301	5,28
1 Mo.	05/09/2024	16.306	16.312	6,00
2 Mo.	07/10/2024	16.320	16.330	9,50
3 Mo.	05/11/2024	16.342	16.350	8,28
6 Mo.	05/02/2025	16.395	16.409	14,00
1 Yr.	05/08/2025	16.550	16.564	14,00

Money Market Rates (ACT/360)									
RATE	O/N	1 Wk	2 Wk	1 Mo	2 Mo	3 Mo	6 Mo	9 Mo	1 Yr
INTERBANK (IDR)	6,24%	6,45%	6,78%	6,85%	7,03%	7,18%	no data	no data	no data
INTERBANK (USD)	5,37%	5,38%	5,40%	5,45%	5,44%	5,39%	5,29%	5,16%	5,02%
<b>INDONESIA</b>	<b>6,24%</b>								
SIBOR (SGD)	0,10%	0,14%	no data	0,17%	0,21%	0,25%	0,35%	0,47%	0,58%
LIBOR (USD)	5,06%	no data	no data	5,46%	no data	5,51%	5,51%	no data	6,04%
JIBOR (IDR)	6,24%	6,51%	no data	6,90%	no data	7,18%	7,30%	no data	7,45%

Indonesia Government Bond									
Seri	Coupon	Bid	Offer	Bid Yield	Day(s) to Next Coupon	Last Week	Last Month	Day(s) to maturity	Trend
FR0064	6,125	98,04	98,31	6,708	102	98,11	98,17	1360 Hari	↓
FR0081	6,500	99,90	100,03	6,607	132	99,94	99,97	310 Hari	↓
FR0084	7,250	100,70	101,07	6,732	10	100,84	100,93	551 Hari	↓
FR0090	5,125	96,06	96,44	6,723	71	96,26	96,27	970 Hari	↓
FR0091	6,375	97,11	97,35	6,854	71	96,85	97,23	2772 Hari	↑
FR0092	7,125	100,18	100,93	7,115	132	100,33	100,54	6434 Hari	↓
FR0093	6,375	96,03	96,54	6,874	163	95,60	96,14	4662 Hari	↓
FR0089	6,875	97,34	98,05	7,105	10	97,46	97,69	9736 Hari	↑
FR0095	6,375	98,76	99,19	6,725	10	98,85	98,97	1451 Hari	↓
FR0096	7,000	100,70	100,98	6,886	10	100,46	100,83	3073 Hari	↑
PBS012	8,875	112,59	114,67	6,663	102	113,71	113,63	2622 Hari	↓
PBS003	6,000	98,22	98,46	6,799	163	98,35	98,34	881 Hari	↓
PBS033	6,750	96,32	97,27	7,076	132	96,63	96,80	8235 Hari	↓
PBS036	5,375	98,63	98,82	6,762	10	98,59	98,72	370 Hari	↑
PBS037	6,875	100,21	100,73	6,848	41	100,92	100,47	4182 Hari	↑
PBS029	6,375	97,34	98,35	6,754	41	98,95	97,85	3461 Hari	↓
PBS034	6,500	97,92	98,56	6,722	132	98,42	98,24	5353 Hari	↓
<b>FR0100</b>	6,625	98,10	98,24	6,895	10	97,65	98,15	3433 Hari	↑
<b>FR0101</b>	6,875	100,56	100,76	6,710	71	100,42	100,66	1691 Hari	↑
<b>FR0102</b>	6,875	97,91	98,32	7,040	163	97,33	98,11	10786 Hari	↑
<b>FR0098</b>	7,125	100,72	101,02	7,038	132	100,24	100,86	4993 Hari	↑
<b>FR0097</b>	7,125	100,57	100,88	7,066	132	100,07	100,71	6794 Hari	↑
<b>PBS038</b>	6,875	98,05	98,51	7,039	132	97,23	98,28	9136 Hari	↑
<b>PBS004</b>	6,100	93,91	94,41	6,831	10	94,53	94,16	4514 Hari	↓
<b>PBS030</b>	5,875	97,20	97,45	6,691	163	97,32	97,33	1420 Hari	↓
<b>PBS039</b>	6,625	97,17	98,16	6,911	163	97,66	97,66	6103 Hari	↓
<b>PBS032</b>	4,875	96,60	96,80	6,762	163	96,51	96,70	699 Hari	↑



Tim Riset:  
 Ryan Eka Putra - Dealer FI - Ext.7952 - ryan.ekaputra@banksumselbabel.com  
 Disclaimer/ Pernyataan bebas tanggung jawab: Semua data dalam laporan ini hanya digunakan sebagai informasi. Kinerja masa lalu bukan merupakan indikator kinerja masa depan atau perkiraan performa atas suatu instrumen. Informasi yang dimuat dalam laporan ini diperoleh dari sumber yang dapat dipercaya, namun BPD Sumsel Babel tidak menjamin kelengkapan atau akurasi. Data, opini dan perkiraan yang diungkapkan dapat berubah tanpa pemberitahuan dan BPD Sumsel Babel tegas menolak setiap dan semua tanggung jawab atas pernyataan dan jaminan, tersurat maupun tersirat, yang tercantum di sini, atau yang tidak dicantumkan.