

### Fixed Income Daily Report

Wednesday, 07 August 2024 09:02:21

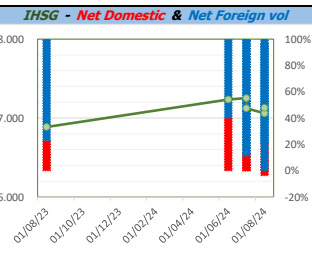
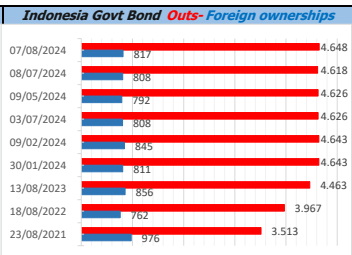
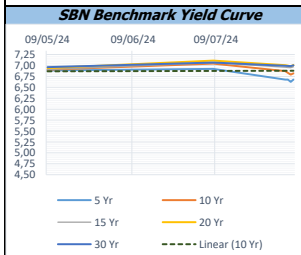
Global Market				Policy rates				
Indicator	price yesterday	TOD price	% chg.	Indicator	Date	Last	Prev.	Trend
USD/IDR Today	16165	16162	-0,02%	BI-7 DS RR		6,25	6,00	↑
SGD/IDR Spot	12187	12173	-0,11%	BI - Depfac	17/07/2024	5,50	5,25	↑
MYR/IDR Spot	3610	3604	-0,16%	BI - LF		7,00	6,75	↑
SAR/IDR Spot	4306	4305	-0,02%	US Fed's Current Range		5,50	5,50	→
US - Dow Jones Industrial Average	38703	38998	0,75%	LPS IDR		4,25	4,25	→
Tokyo - Nikkei 225	34675	35135	1,31%	LPS USD	01/02/2024	2,25	2,25	→
Hong Kong - Hang Seng Index	16647	16797	0,89%	LPS BPR		6,75	6,75	→
Singapore - Srait Time Index STI	3198	3252	1,66%					
Indonesia - IHSG	7129	7165	0,50%					
WTI Crude Oil Future/ barrel (Jun. 2024)	82,17	82,17	0,00%					
Gold Spot \$/Oz	2381,61	2382,13	0,02%					
Ice Newcastle Coal/ metric ton	143,70	145,50	1,24%					
Malaysia CPO Contract (MYR/Metric ton)	3980,00	3980,00	0,00%					

Indonesia Economic Data (in US\$ Billion, or percentage)					
Indicator	Date	Last	Prev.	Trend	
GDP (Gross Domestic Bruto)	30/06/2024	5,05	5,11	↓	
CPI (YoY)	31/07/2024	2,13	2,51	↓	
CPI Core (YoY)	31/07/2024	1,95	2,63	↓	
CPI (MoM)	30/06/2024	-0,18	-0,08	↓	
Trade Balance (USD Billion)	30/06/2024	\$ 2.390	\$ 2.925	↓	
Export Growth	30/06/2024	\$ 1,17	\$ 2,85	↓	
Import Growth	30/06/2024	\$ 7,58	\$ -8,84	↑	
Foreign Reserves	30/06/2024	\$ 140,18	\$ 138,97	↑	
Balance of Payment	31/03/2024	\$ -2.161	\$ -1.120	↓	

Foreign currency (US\$) and Money Market (Rp.)					
Tenor	Sett. Date	BID	OFFER	Gap.	
TOD	07/08/2024	16.160	16.165	5,00	
TOM	08/08/2024	16.160	16.166	5,25	
SPOT	09/08/2024	16.160	16.166	5,25	
NDF 1Mo.	09/09/2024	16.167	16.179	12,00	
D-NDF 3Mo.	12/11/2024	16.206	16.218	12,00	
1 Wk.	16/08/2024	16.162	16.169	6,54	
2 Wk.	23/08/2024	16.167	16.173	6,46	
1 Mo.	09/09/2024	16.178	16.184	6,00	
2 Mo.	09/10/2024	16.195	16.204	8,87	
3 Mo.	12/11/2024	16.221	16.233	12,00	
6 Mo.	10/02/2025	16.292	16.310	18,24	
1 Yr.	11/08/2025	16.460	16.510	50,00	

Money Market Rates (ACT/360)									
RATE	O/N	1 Wk	2 Wk	1 Mo	2 Mo	3 Mo	6 Mo	9 Mo	1 Yr
INTERBANK (IDR)	6,25%	6,50%	6,75%	6,84%	5,86%	7,09%	no data	no data	no data
INTERBANK (USD)	5,37%	5,38%	5,39%	5,44%	5,35%	5,27%	5,03%	4,84%	4,65%
<b>INDONESIA</b>	<b>6,25%</b>								
SIBOR (SGD)	0,10%	0,14%	no data	0,17%	0,21%	0,25%	0,35%	0,47%	0,58%
LIBOR (USD)	5,06%	no data	no data	5,44%	no data	5,39%	5,21%	no data	6,04%
JIBOR (IDR)	6,25%	6,51%	no data	6,90%	no data	7,18%	7,30%	no data	7,46%

Indonesia Government Bond									
Seri	Coupon	Bid	Offer	Bid Yield	Day(s) to Next Coupon	Last Week	Last Month	Day(s) to maturity	Trend
FR0064	6,125	98,25	98,63	6,654	98	98,42	98,17	1356 Hari	↓
FR0081	6,500	99,93	100,06	6,568	128	99,98	99,97	306 Hari	↓
FR0084	7,250	100,99	101,35	6,554	6	101,06	100,93	547 Hari	↓
FR0090	5,125	96,21	96,55	6,685	67	96,37	96,27	966 Hari	↓
FR0091	6,375	97,40	97,76	6,814	67	97,45	97,23	2768 Hari	↓
FR0092	7,125	101,10	101,60	6,705	128	101,19	100,54	6430 Hari	↓
FR0093	6,375	96,27	96,81	6,813	159	96,28	96,14	4658 Hari	↓
FR0089	6,875	98,47	99,02	7,001	6	97,83	97,69	9732 Hari	↑
FR0095	6,375	99,07	99,50	6,642	6	99,16	98,97	1447 Hari	↓
FR0096	7,000	101,14	101,43	6,821	6	101,01	100,83	3069 Hari	↑
PBS012	8,875	112,87	114,44	6,614	98	113,66	113,63	2618 Hari	↓
PBS003	6,000	98,25	98,42	6,790	159	98,27	98,34	877 Hari	↓
PBS033	6,750	96,27	97,90	7,080	128	98,19	96,80	8231 Hari	↓
PBS036	5,375	98,68	98,93	6,732	6	98,81	98,83	366 Hari	↓
PBS037	6,875	100,03	100,56	6,870	37	100,46	100,47	4178 Hari	↓
PBS029	6,375	96,99	97,74	6,806	37	97,99	97,85	3457 Hari	↓
PBS034	6,500	97,79	98,42	6,736	128	98,11	98,24	5349 Hari	↓
<b>FR0100</b>	6,625	98,64	98,91	6,821	6	98,58	98,15	3429 Hari	↑
<b>FR0101</b>	6,875	100,76	101,00	6,680	67	100,78	100,66	1687 Hari	↓
<b>FR0102</b>	6,875	98,39	98,84	7,004	159	98,51	98,11	10782 Hari	↓
<b>FR0098</b>	7,125	101,38	101,80	6,968	128	101,51	100,86	4989 Hari	↓
<b>FR0097</b>	7,125	101,21	101,67	7,007	128	101,33	100,71	6790 Hari	↓
<b>PBS038</b>	6,875	98,60	98,94	6,953	128	98,51	98,28	9132 Hari	↑
<b>PBS004</b>	6,100	93,74	94,24	6,852	6	94,12	94,16	4510 Hari	↓
<b>PBS030</b>	5,875	97,26	97,49	6,677	159	97,32	96,85	1416 Hari	↓
<b>PBS039</b>	6,625	97,62	98,62	6,864	159	97,66	97,66	6099 Hari	↓
<b>PBS032</b>	4,875	96,72	96,89	6,711	159	96,79	96,70	695 Hari	↓



Tim Riset:  
 Ryan Eka Putra - Dealer FI - Ext.7952 - ryan.ekaputra@bankselsabel.com  
 Disclaimer/ Pernyataan bebas tanggung jawab: Semua data dalam laporan ini hanya digunakan sebagai informasi. Kinerja masa lalu bukan merupakan indikator kinerja masa depan atau perkiraan performa atas suatu instrumen. Informasi yang dimuat dalam laporan ini diperoleh dari sumber yang dapat dipercaya, namun BPD Sumsel Babel tidak menjamin kelengkapan atau akurasi. Data, opini dan perkiraan yang diungkapkan dapat berubah tanpa pemberitahuan dan BPD Sumsel Babel tegas menolak setiap dan semua tanggung jawab atas pernyataan dan jaminan, termasuk maupun tersirat, yang tercantum di sini, atau yang tidak dicantumkan.