

### Fixed Income Daily Report

Friday, 09 August 2024 09:11:23

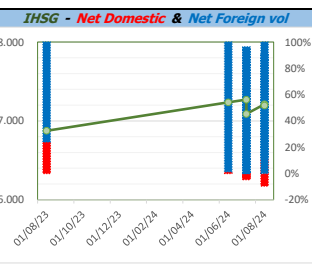
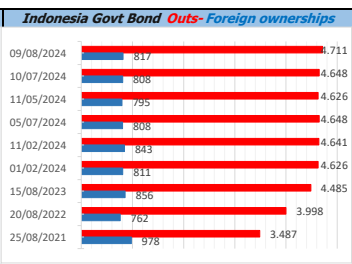
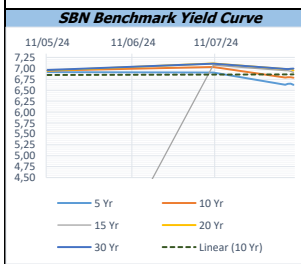
Global Market				Policy rates				
Indicator	price yesterday	TOD price	% chg.	Indicator	Date	Last	Prev.	Trend
USD/IDR Today	15895	15932	0,23%	BI-7 DS RR		6,25	6,00	↑
SGD/IDR Spot	12008	12026	0,15%	BI - Depfac	17/07/2024	5,50	5,25	↑
MYR/IDR Spot	3554	3568	0,40%	BI - LF		7,00	6,75	↑
SAR/IDR Spot	4237	4239	0,05%	US Fed's Current Range		5,50	5,50	→
US - Dow Jones Industrial Average	38763	39446	1,73%	LPS IDR		4,25	4,25	→
Tokyo - Nikkei 225	34831	35357	1,49%	LPS USD	01/02/2024	2,25	2,25	→
Hong Kong - Hang Seng Index	16892	17122	1,35%	LPS BPR		6,75	6,75	→
Singapore - Srait Time Index STI	3250	3262	0,37%					
Indonesia - IHSG	7195	7251	0,77%					
WTI Crude Oil Future/ barrel (Jun. 2024)	#N/A N/A	#N/A N/A	#VALUE!					
Gold Spot \$/Oz	2425,47	2425,82	0,01%					
Ice Newcastle Coal/ metric ton	145,00	145,50	0,34%					
Malaysia CPO Contract (MYR/Metric ton)	3980,00	3980,00	0,00%					

Indonesia Economic Data (in US\$ Billion, or percentage)				
Indicator	Date	Last	Prev.	Trend
GDP (Gross Domestic Bruto)	30/06/2024	5,05	5,11	↓
CPI (YoY)	31/07/2024	2,13	2,51	↓
CPI Core (YoY)	31/07/2024	1,95	2,63	↓
CPI (MoM)	30/06/2024	-0,18	-0,08	↓
Trade Balance (USD Billion)	30/06/2024	\$ 2.390	\$ 2.925	↓
Export Growth	30/06/2024	\$ 1,17	\$ 2,85	↓
Import Growth	30/06/2024	\$ 7,58	\$ -8,84	↑
Foreign Reserves	31/07/2024	\$ 145,41	\$ 140,18	↑
Balance of Payment	31/03/2024	\$ -2.161	\$ -1.120	↓

Foreign currency (US\$) and Money Market (Rp.)				
Tenor	Sett. Date	BID	OFFER	Gap.
TOD	09/08/2024	15.925	15.905	-20,00
TOM	10/08/2024	15.925	15.906	-19,75
SPOT	13/08/2024	15.925	15.906	-19,75
NDF 1Mo.	13/09/2024	15.936	15.947	11,00
D-NDF 3Mo.	13/11/2024	15.966	15.982	16,00
1 Wk.	20/08/2024	15.928	15.909	-19,03
2 Wk.	27/08/2024	15.931	15.912	-19,00
1 Mo.	13/09/2024	15.938	15.922	-16,50
2 Mo.	15/10/2024	15.953	15.940	-13,35
3 Mo.	13/11/2024	15.975	15.960	-15,00
6 Mo.	13/02/2025	16.035	16.025	-10,00
1 Yr.	13/08/2025	16.200	16.213	12,50

Money Market Rates (ACT/360)									
RATE	O/N	1 Wk	2 Wk	1 Mo	2 Mo	3 Mo	6 Mo	9 Mo	1 Yr
INTERBANK (IDR)	6,25%	6,55%	6,75%	6,85%	9,02%	7,09%	no data	no data	no data
INTERBANK (USD)	5,38%	5,37%	5,36%	5,42%	5,33%	5,27%	5,03%	4,86%	4,68%
<b>INDONESIA 6,25%</b>									
SIBOR (SGD)	0,10%	0,14%	no data	0,17%	0,21%	0,25%	0,35%	0,47%	0,58%
LIBOR (USD)	5,06%	no data	no data	5,44%	no data	5,37%	5,21%	no data	6,04%
JIBOR (IDR)	6,25%	6,52%	no data	6,90%	no data	7,18%	7,30%	no data	7,46%

Indonesia Government Bond									
Seri	Coupon	Bid	Offer	Bid Yield	Day(s) to Next Coupon	Last Week	Last Month	Day(s) to maturity	Trend
FR0064	6,125	98,45	98,78	6,595	94	98,42	98,17	1352 Hari	↑
FR0081	6,500	99,93	100,06	6,568	124	99,98	99,97	302 Hari	↓
FR0084	7,250	100,96	101,34	6,570	2	101,06	100,93	543 Hari	↓
FR0090	5,125	96,23	96,59	6,685	63	96,37	96,27	962 Hari	↓
FR0091	6,375	97,62	97,92	6,776	63	97,45	97,23	2764 Hari	↓
FR0092	7,125	101,70	102,24	6,956	124	101,19	100,54	6426 Hari	↑
FR0093	6,375	96,39	96,86	6,798	155	96,28	96,14	4654 Hari	↑
FR0089	6,875	98,54	99,24	6,996	2	97,83	97,69	9728 Hari	↑
FR0095	6,375	99,19	99,57	6,608	2	99,16	98,97	1443 Hari	↑
FR0096	7,000	101,30	101,60	6,796	2	101,01	100,83	3065 Hari	↑
PBS012	8,875	112,97	114,35	6,594	94	113,66	113,63	2614 Hari	↓
PBS003	6,000	98,35	98,52	6,746	155	98,27	98,34	873 Hari	↑
PBS033	6,750	96,24	97,91	7,084	124	98,19	96,80	8227 Hari	↓
PBS036	5,375	98,68	98,93	6,746	2	98,81	98,83	362 Hari	↓
PBS037	6,875	100,07	100,58	6,866	33	100,46	100,47	4174 Hari	↓
PBS029	6,375	96,99	97,74	6,806	33	97,99	97,85	3453 Hari	↓
PBS034	6,500	97,80	98,40	6,736	124	98,11	98,24	5345 Hari	↓
FR0100	6,625	98,82	99,15	6,795	2	98,58	98,15	3425 Hari	↑
FR0101	6,875	100,97	101,19	6,628	63	100,78	100,66	1683 Hari	↑
FR0102	6,875	98,47	98,94	6,997	155	98,51	98,11	10778 Hari	↓
FR0103	6,750	100,04	100,34	6,744	155			3933 Hari	↓
FR0098	7,125	101,92	102,33	6,906	124	101,51	100,86	4985 Hari	↑
FR0097	7,125	101,84	102,17	6,947	124	101,33	100,71	6786 Hari	↑
PBS038	6,875	98,21	98,66	7,026	124	98,51	98,28	9128 Hari	↓
PBS004	6,100	93,77	94,27	6,849	2	94,12	94,16	4506 Hari	↓
PBS030	5,875	97,28	97,47	6,672	155	97,32	96,85	1412 Hari	↓
PBS039	6,625	97,62	98,62	6,864	155	97,66	97,66	6095 Hari	↓
PBS032	4,875	96,78	96,86	6,682	155	96,79	96,70	691 Hari	↓



Tim Riset:  
 Ryan Eka Putra - Dealer FI - Ext.7952 - ryan.ekaputra@bankselsabel.com  
 Disclaimer/ Pernyataan bebas tanggung jawab: Semua data dalam lembar ini hanya digunakan sebagai informasi. Kinerja masa lalu bukan merupakan indikasi kinerja masa depan atau penilaian performa atas suatu instrumen. Informasi yang dimuat dalam lembar ini diperoleh dari sumber yang dapat dipercaya, namun BPD Sumsel Babel tidak menjamin kelengkapan atau akurasi. Data, opini dan penilaian yang diungkapkan dapat berubah tanpa pemberitahuan dan BPD Sumsel Babel tegas menolai setiap dan semua tanggung jawab atas pernyataan dan jaminan, tersurat maupun tertera, yang tercantum di sini, atau yang tidak dicantumkan.