

Fixed Income Daily Report

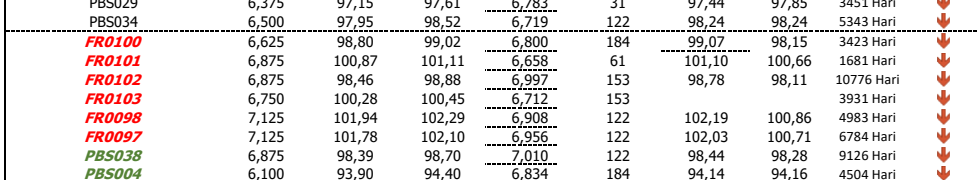
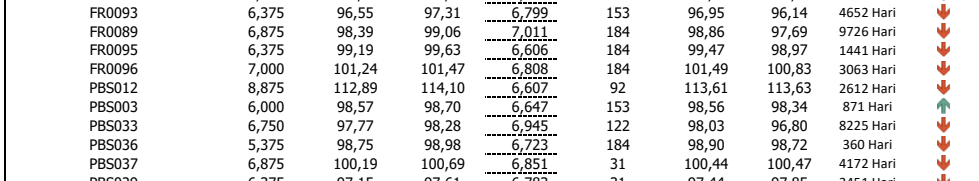
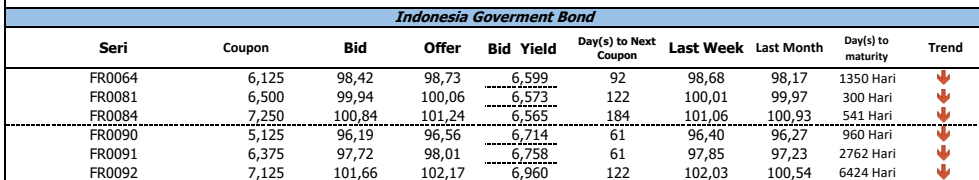
Tuesday, 13 August 2024 09:00:36

| Global Market | | | | Policy rates | | | | |
|--|-----------------|-----------|--------|------------------------|------------|------|-------|-------|
| Indicator | price yesterday | TOD price | % chg. | Indicator | Date | Last | Prev. | Trend |
| USD/IDR Today | 15925 | 15955 | 0,19% | BI-7 DS RR | | 6,25 | 6,00 | ↑ |
| SGD/IDR Spot | 12033 | 12047 | 0,12% | BI - Depfac | 17/07/2024 | 5,50 | 5,25 | ↑ |
| MYR/IDR Spot | 3594 | 3585 | -0,25% | BI - LF | | 7,00 | 6,75 | ↑ |
| SAR/IDR Spot | 4251 | 4251 | 0,00% | US Fed's Current Range | | 5,50 | 5,50 | → |
| US - Dow Jones Industrial Average | 39498 | 39357 | -0,36% | LPS IDR | | 4,25 | 4,25 | → |
| Tokyo - Nikkei 225 | 35025 | 35746 | 2,02% | LPS USD | 01/02/2024 | 2,25 | 2,25 | → |
| Hong Kong - Hang Seng Index | 17090 | 17112 | 0,13% | LPS BPR | | 6,75 | 6,75 | → |
| Singapore - Srait Time Index STI | 3262 | 3235 | -0,82% | | | | | |
| Indonesia - IHSG | 7257 | 7298 | 0,56% | | | | | |
| WTI Crude Oil Future/ barrel (Aug. 2024) | 79,78 | 79,78 | 0,00% | | | | | |
| Gold Spot \$/Oz | 2471,85 | 2472,20 | 0,01% | | | | | |
| Ice Newcastle Coal/ metric ton | 146,00 | 146,75 | 0,51% | | | | | |
| Malaysia CPO Contract (MYR/Metric ton) | 3980,00 | 3980,00 | 0,00% | | | | | |

| Indonesia Economic Data (in US\$ Billion, or percentage) | | | | | Foreign currency (US\$) and Money Market (Rp.) | | | | |
|--|------------|-----------|-----------|-------|--|------------|--------|--------|-------|
| Indicator | Date | Last | Prev. | Trend | Tenor | Sett. Date | BID | OFFER | Gap. |
| GDP (Gross Domestic Bruto) | 30/06/2024 | 5,05 | 5,11 | ↓ | TOD | 13/08/2024 | 15.965 | 15.970 | 5,00 |
| CPI (YoY) | 31/07/2024 | 2,13 | 2,51 | ↓ | TOM | 14/08/2024 | 15.965 | 15.971 | 5,15 |
| CPI Core (YoY) | 31/07/2024 | 1,95 | 2,63 | ↓ | SPOT | 15/08/2024 | 15.965 | 15.971 | 5,15 |
| CPI (MoM) | 30/06/2024 | -0,18 | -0,08 | ↓ | NDF 1Mo. | 17/09/2024 | 15.946 | 15.966 | 20,00 |
| Trade Balance (USD Billion) | 30/06/2024 | \$ 2.390 | \$ 2.925 | ↓ | D-NDF 3Mo. | 15/11/2024 | 15.983 | 16.002 | 19,00 |
| Export Growth | 30/06/2024 | \$ 1,17 | \$ 2,85 | ↓ | 1 Wk. | 22/08/2024 | 15.968 | 15.974 | 5,95 |
| Import Growth | 30/06/2024 | \$ 7,58 | \$ -8,84 | ↑ | 2 Wk. | 29/08/2024 | 15.971 | 15.978 | 6,51 |
| Foreign Reserves | 31/07/2024 | \$ 145,41 | \$ 140,18 | ↑ | 1 Mo. | 17/09/2024 | 15.980 | 15.987 | 7,00 |
| Balance of Payment | 31/03/2024 | \$ -2.161 | \$ -1.120 | ↓ | 2 Mo. | 15/10/2024 | 15.993 | 16.002 | 8,72 |
| | | | | | 3 Mo. | 15/11/2024 | 16.012 | 16.022 | 9,58 |
| | | | | | 6 Mo. | 18/02/2025 | 16.068 | 16.082 | 13,73 |
| | | | | | 1 Yr. | 15/08/2025 | 16.215 | 16.255 | 40,00 |

| Money Market Rates (ACT/360) | | | | | | | | | |
|------------------------------|--------------|---------|---------|-------|---------|-------|---------|---------|---------|
| RATE | O/N | 1 Wk | 2 Wk | 1 Mo | 2 Mo | 3 Mo | 6 Mo | 9 Mo | 1 Yr |
| INTERBANK (IDR) | 6,33% | 6,55% | 6,75% | 6,85% | 6,21% | 7,18% | no data | no data | no data |
| INTERBANK (USD) | 5,34% | 5,38% | 5,37% | 5,43% | 5,35% | 5,29% | 5,03% | 4,87% | 4,71% |
| INDONESIA | 6,33% | | | | | | | | |
| SIBOR (SGD) | 0,10% | 0,14% | no data | 0,17% | 0,21% | 0,25% | 0,35% | 0,47% | 0,58% |
| LIBOR (USD) | 5,06% | no data | no data | 5,45% | no data | 5,37% | 5,23% | no data | 6,04% |
| JIBOR (IDR) | 6,33% | 6,52% | no data | 6,90% | no data | 7,18% | 7,30% | no data | 7,46% |

| Indonesia Government Bond | | | | | | | | | |
|---------------------------|--------|--------|--------|-----------|-----------------------|-----------|------------|--------------------|-------|
| Seri | Coupon | Bid | Offer | Bid Yield | Day(s) to Next Coupon | Last Week | Last Month | Day(s) to maturity | Trend |
| FR0064 | 6,125 | 98,42 | 98,73 | 6,599 | 92 | 98,68 | 98,17 | 1350 Hari | ↓ |
| FR0081 | 6,500 | 99,94 | 100,06 | 6,573 | 122 | 100,01 | 99,97 | 300 Hari | ↓ |
| FR0084 | 7,250 | 100,84 | 101,24 | 6,565 | 184 | 101,06 | 100,93 | 541 Hari | ↓ |
| FR0090 | 5,125 | 96,19 | 96,56 | 6,714 | 61 | 96,40 | 96,27 | 960 Hari | ↓ |
| FR0091 | 6,375 | 97,72 | 98,01 | 6,758 | 61 | 97,85 | 97,23 | 2762 Hari | ↓ |
| FR0092 | 7,125 | 101,66 | 102,17 | 6,960 | 122 | 102,03 | 100,54 | 6424 Hari | ↓ |
| FR0093 | 6,375 | 96,55 | 97,31 | 6,799 | 153 | 96,95 | 96,14 | 4652 Hari | ↓ |
| FR0089 | 6,875 | 98,39 | 99,06 | 7,011 | 184 | 98,86 | 97,69 | 9726 Hari | ↓ |
| FR0095 | 6,375 | 99,19 | 99,63 | 6,606 | 184 | 99,47 | 98,97 | 1441 Hari | ↓ |
| FR0096 | 7,000 | 101,24 | 101,47 | 6,808 | 184 | 101,49 | 100,83 | 3063 Hari | ↓ |
| PBS012 | 8,875 | 112,89 | 114,10 | 6,607 | 92 | 113,61 | 113,63 | 2612 Hari | ↓ |
| PBS003 | 6,000 | 98,57 | 98,70 | 6,647 | 153 | 98,56 | 98,34 | 871 Hari | ↑ |
| PBS033 | 6,750 | 97,77 | 98,28 | 6,945 | 122 | 98,03 | 96,80 | 8225 Hari | ↓ |
| PBS036 | 5,375 | 98,75 | 98,98 | 6,723 | 184 | 98,90 | 98,72 | 360 Hari | ↓ |
| PBS037 | 6,875 | 100,19 | 100,69 | 6,851 | 31 | 100,44 | 100,47 | 4172 Hari | ↓ |
| PBS029 | 6,375 | 97,15 | 97,61 | 6,783 | 31 | 97,44 | 97,85 | 3451 Hari | ↓ |
| PBS034 | 6,500 | 97,95 | 98,52 | 6,719 | 122 | 98,24 | 98,24 | 5343 Hari | ↓ |
| FR0100 | 6,625 | 98,80 | 99,02 | 6,800 | 184 | 99,07 | 98,15 | 3423 Hari | ↓ |
| FR0101 | 6,875 | 100,87 | 101,11 | 6,658 | 61 | 101,10 | 100,66 | 1681 Hari | ↓ |
| FR0102 | 6,875 | 98,46 | 98,88 | 6,997 | 153 | 98,78 | 98,11 | 10776 Hari | ↓ |
| FR0103 | 6,750 | 100,28 | 100,45 | 6,712 | 153 | | | 3931 Hari | ↓ |
| FR0098 | 7,125 | 101,94 | 102,29 | 6,908 | 122 | 102,19 | 100,86 | 4983 Hari | ↓ |
| FR0097 | 7,125 | 101,78 | 102,10 | 6,956 | 122 | 102,03 | 100,71 | 6784 Hari | ↓ |
| PBS038 | 6,875 | 98,39 | 98,70 | 7,010 | 122 | 98,44 | 98,28 | 9126 Hari | ↓ |
| PBS004 | 6,100 | 93,90 | 94,40 | 6,834 | 184 | 94,14 | 94,16 | 4504 Hari | ↓ |
| PBS030 | 5,875 | 97,33 | 97,51 | 6,659 | 153 | 97,40 | 96,85 | 1410 Hari | ↓ |
| PBS039 | 6,625 | 97,85 | 98,85 | 6,840 | 153 | 98,35 | 97,66 | 6093 Hari | ↓ |
| PBS032 | 4,875 | 96,82 | 96,88 | 6,662 | 153 | 96,85 | 96,70 | 689 Hari | ↓ |



Tim Riset:
 Ryan Eka Putra - Dealer FI - Ext.7952 - ryan.ekaputra@banksumselbabel.com

Disclaimer/ Pernyataan bebas tanggung jawab: Semua data dalam lembar ini hanya digunakan sebagai informasi. Kinerja masa lalu bukan merupakan indikasi kinerja masa depan atau penilaian performa suatu instrumen. Informasi yang dimuat dalam lembar ini diperoleh dari sumber yang dapat dipercaya, namun BPD Sumsel Babel tidak menjamin kelengkapan atau akurasi. Data, opini dan penilaian yang diungkapkan dapat berubah tanpa pemberitahuan dan BPD Sumsel Babel tegas meniadakan setiap dan semua tanggung jawab atas pernyataan dan jaminan, tersurat maupun tertera, yang tercantum di sini, atau yang tidak dicantumkan.