

Fixed Income Daily Report

Wednesday, 14 August 2024 09:02:37

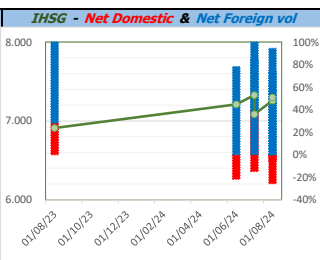
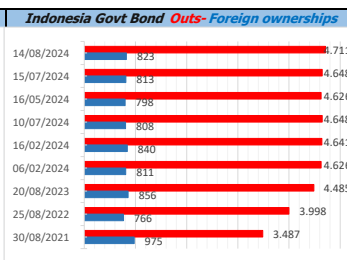
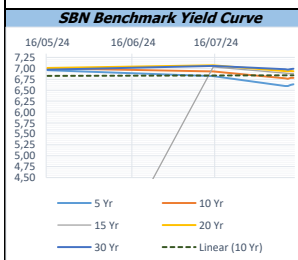
Global Market				Policy rates				
Indicator	price yesterday	TOD price	% chg.	Indicator	Date	Last	Prev.	Trend
USD/IDR Today	15955	15833	-0,77%	BI-7 DS RR		6,25	6,00	↑
SGD/IDR Spot	12047	11964	-0,69%	BI - Depfac	17/07/2024	5,50	5,25	↑
MYR/IDR Spot	3585	3558	-0,76%	BI - LF		7,00	6,75	↑
SAR/IDR Spot	4217	4210	-0,17%	US Fed's Current Range		5,50	5,50	→
US - Dow Jones Industrial Average	39357	39766	1,03%	LPS IDR		4,25	4,25	→
Tokyo - Nikkei 225	36233	36335	0,28%	LPS USD	01/02/2024	2,25	2,25	→
Hong Kong - Hang Seng Index	17112	17174	0,36%	LPS BPR		6,75	6,75	→
Singapore - Srait Time Index STI	3235	3259	0,71%					
Indonesia - IHSG	7298	7357	0,80%					
WTI Crude Oil Future/ barrel (Aug. 2024)	79,78	79,78	0,00%					
Gold Spot \$/Oz	2467,08	2467,40	0,01%					
Ice Newcastle Coal/ metric ton	146,75	146,90	0,10%					
Malaysia CPO Contract (MYR/Metric ton)	3840,00	3840,00	0,00%					

Indonesia Economic Data (in US\$ Billion, or percentage)				
Indicator	Date	Last	Prev.	Trend
GDP (Gross Domestic Bruto)	30/06/2024	5,05	5,11	↓
CPI (YoY)	31/07/2024	2,13	2,51	↓
CPI Core (YoY)	31/07/2024	1,95	2,63	↓
CPI (MoM)	30/06/2024	-0,18	-0,08	↓
Trade Balance (USD Billion)	30/06/2024	\$ 2.390	\$ 2.925	↓
Export Growth	30/06/2024	\$ 1,17	\$ 2,85	↓
Import Growth	30/06/2024	\$ 7,58	\$ -8,84	↑
Foreign Reserves	31/07/2024	\$ 145,41	\$ 140,18	↑
Balance of Payment	31/03/2024	\$ -2.161	\$ -1.120	↓

Foreign currency (US\$) and Money Market (Rp.)				
Tenor	Sett. Date	BID	OFFER	Gap.
TOD	14/08/2024	15.830	15.833	3,00
TOM	15/08/2024	15.830	15.834	3,15
SPOT	16/08/2024	15.830	15.834	3,15
NDF 1Mo.	17/09/2024	15.755	15.765	10,00
D-NDF 3Mo.	18/11/2024	15.783	15.819	36,00
1 Wk.	23/08/2024	15.833	15.837	3,46
2 Wk.	30/08/2024	15.836	15.841	4,16
1 Mo.	17/09/2024	15.845	15.850	4,25
2 Mo.	16/10/2024	15.858	15.863	5,21
3 Mo.	18/11/2024	15.876	15.884	7,83
6 Mo.	18/02/2025	15.930	15.943	13,00
1 Yr.	18/08/2025	16.083	16.103	20,50

Money Market Rates (ACT/360)									
RATE	O/N	1 Wk	2 Wk	1 Mo	2 Mo	3 Mo	6 Mo	9 Mo	1 Yr
INTERBANK (IDR)	6,30%	6,55%	6,75%	6,85%	7,03%	7,18%	no data	no data	no data
INTERBANK (USD)	5,37%	5,38%	5,38%	5,43%	5,33%	5,25%	5,02%	4,80%	4,70%
INDONESIA	6,30%								
SIBOR (SGD)	0,10%	0,14%	no data	0,17%	0,21%	0,25%	0,35%	0,47%	0,58%
LIBOR (USD)	5,06%	no data	no data	5,45%	no data	5,38%	5,23%	no data	6,04%
JIBOR (IDR)	6,30%	6,53%	no data	6,90%	no data	7,18%	7,30%	no data	7,45%

Indonesia Government Bond									
Seri	Coupon	Bid	Offer	Bid Yield	Day(s) to Next Coupon	Last Week	Last Month	Day(s) to maturity	Trend
FR0064	6,125	98,34	98,69	6,597	91	98,68	98,17	1349 Hari	↓
FR0081	6,500	99,94	100,05	6,550	121	100,01	99,97	299 Hari	↓
FR0084	7,250	100,81	101,24	6,588	183	101,06	100,93	540 Hari	↓
FR0090	5,125	96,10	96,49	6,697	60	96,40	96,27	959 Hari	↓
FR0091	6,375	97,74	98,06	6,752	60	97,85	97,23	2761 Hari	↓
FR0092	7,125	101,64	102,13	6,961	121	102,03	100,54	6423 Hari	↓
FR0093	6,375	96,68	97,42	6,744	152	96,95	96,14	4651 Hari	↓
FR0089	6,875	98,49	99,17	6,997	183	98,86	97,69	9725 Hari	↓
FR0095	6,375	99,12	99,59	6,599	183	99,47	98,97	1440 Hari	↓
FR0096	7,000	101,38	101,62	6,780	183	101,49	100,83	3062 Hari	↓
PBS012	8,875	113,02	114,16	6,585	91	113,61	113,63	2611 Hari	↓
PBS003	6,000	98,53	98,68	6,664	152	98,56	98,34	870 Hari	↓
PBS033	6,750	97,78	98,27	6,944	121	98,03	96,80	8224 Hari	↓
PBS036	5,375	98,77	99,13	6,666	183	98,90	98,72	359 Hari	↓
PBS037	6,875	100,19	100,69	6,850	30	100,44	100,47	4171 Hari	↓
PBS029	6,375	97,15	97,61	6,783	30	97,44	97,85	3450 Hari	↓
PBS034	6,500	97,87	98,43	6,728	121	98,24	98,24	5342 Hari	↓
FR0100	6,625	98,90	99,09	6,781	183	99,07	98,15	3422 Hari	↓
FR0101	6,875	100,84	101,14	6,634	60	101,10	100,66	1680 Hari	↓
FR0102	6,875	98,43	98,92	6,988	152	98,78	98,11	10775 Hari	↓
FR0103	6,750	100,23	100,40	6,717	152			3930 Hari	↓
FR0098	7,125	102,17	102,55	6,876	121	102,19	100,86	4982 Hari	↓
FR0097	7,125	101,98	102,30	6,930	121	102,03	100,71	6783 Hari	↓
PBS038	6,875	98,11	98,34	7,035	121	98,44	98,28	9125 Hari	↓
PBS004	6,100	93,88	94,38	6,836	183	94,14	94,16	4503 Hari	↓
PBS030	5,875	97,41	97,47	6,637	152	97,40	96,85	1409 Hari	↑
PBS039	6,625	97,51	98,50	6,875	152	98,35	97,66	6092 Hari	↓
PBS032	4,875	96,77	96,85	6,697	152	96,85	96,70	688 Hari	↓



Tim Riset: Ryan Eka Putra - Dealer RI - Ext.7952 - ryan.ekaputra@banksumselbabel.com

Disclaimer/ Pernyataan bebas tanggung jawab: Semua data dalam lembar ini hanya digunakan sebagai informasi. Kinerja masa lalu bukan merupakan indikasi kinerja masa depan atau penilaian performa suatu instrumen. Informasi yang dimuat dalam lembar ini diperoleh dari sumber yang dapat dipercaya, namun BPD Sumsel Babel tidak menjamin kelengkapan atau akurasi. Data, opini dan penilaian yang diungkapkan dapat berubah tanpa pemberitahuan dan BPD Sumsel Babel tegas menolai setiap dan semua tanggung jawab atas pernyataan dan jaminan, tersurat maupun tertera, yang tercantum di sini, atau yang tidak dicantumkan.