

### Fixed Income Daily Report

Monday, 19 August 2024 09:22:19

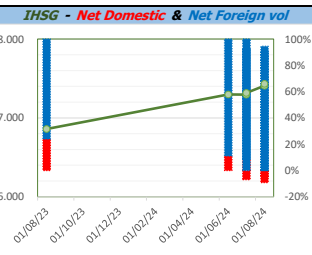
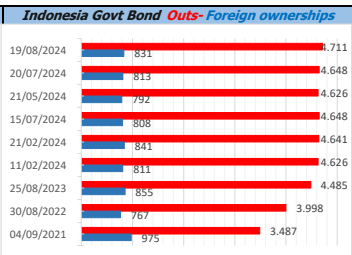
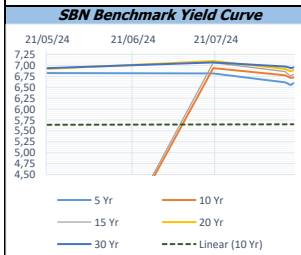
Global Market				Policy rates				
Indicator	price yesterday	TOD price	% chg.	Indicator	Date	Last	Prev.	Trend
USD/IDR Today	15690	15634	-0,36%	BI-7 DS RR		6,25	6,00	↑
SGD/IDR Spot	11886	11906	0,17%	BI - Depfac	17/07/2024	5,50	5,25	↑
MYR/IDR Spot	3536	3564	0,78%	BI - LF		7,00	6,75	↑
SAR/IDR Spot	4182	4166	-0,38%	US Fed's Current Range		5,50	5,50	→
US - Dow Jones Industrial Average	40563	40660	0,24%	LPS IDR		4,25	4,25	→
Tokyo - Nikkei 225	38063	38041	-0,06%	LPS USD	01/02/2024	2,25	2,25	→
Hong Kong - Hang Seng Index	17430	17669	1,35%	LPS BPR		6,75	6,75	→
Singapore - Srait Time Index STI	3353	3347	-0,17%					
Indonesia - IHSG	7432	7437	0,07%					
WTI Crude Oil Future/ barrel (Aug. 2024)	79,78	79,78	0,00%					
Gold Spot \$/Oz	2499,42	2499,77	0,01%					
Ice Newcastle Coal/ metric ton	150,00	146,75	-2,21%					
Malaysia CPO Contract (MYR/Metric ton)	3890,00	3890,00	0,00%					

Indonesia Economic Data (in US\$ Billion, or percentage)					
Indicator	Date	Last	Prev.	Trend	
GDP (Gross Domestic Bruto)	30/06/2024	5,05	5,11	↓	
CPI (YoY)	31/07/2024	2,13	2,51	↓	
CPI Core (YoY)	31/07/2024	1,95	2,63	↓	
CPI (MoM)	30/06/2024	-0,18	-0,08	↓	
Trade Balance (USD Billion)	31/07/2024	\$ 472	\$ 2.395	↓	
Export Growth	31/07/2024	\$ 6,46	\$ 1,18	↑	
Import Growth	31/07/2024	\$ 11,07	\$ 7,58	↑	
Foreign Reserves	31/07/2024	\$ 145,41	\$ 140,18	↑	
Balance of Payment	31/03/2024	\$ -2.161	\$ -1.120	↓	

Foreign currency (US\$) and Money Market (Rp.)				
Tenor	Sett. Date	BID	OFFER	Gap.
TOD	19/08/2024	15.690	15.695	5,00
TOM	20/08/2024	15.690	15.696	5,20
SPOT	21/08/2024	15.690	15.696	5,20
NDF 1Mo.	23/09/2024	15.640	15.651	11,00
D-NDF 3Mo.	21/11/2024	15.667	15.684	17,00
1 Wk.	28/08/2024	15.693	15.699	6,05
2 Wk.	04/09/2024	15.696	15.703	7,26
1 Mo.	23/09/2024	15.703	15.711	8,00
2 Mo.	21/10/2024	15.717	15.726	9,23
3 Mo.	21/11/2024	15.734	15.743	9,00
6 Mo.	21/02/2025	15.791	15.807	16,20
1 Yr.	21/08/2025	15.935	15.965	30,40

Money Market Rates (ACT/360)									
RATE	O/N	1 Wk	2 Wk	1 Mo	2 Mo	3 Mo	6 Mo	9 Mo	1 Yr
INTERBANK (IDR)	6,15%	6,48%	6,75%	6,85%	6,16%	7,09%	no data	no data	no data
INTERBANK (USD)	5,38%	5,38%	5,37%	5,40%	5,30%	5,27%	5,07%	4,89%	4,74%
<b>INDONESIA</b>	<b>6,15%</b>								
SIBOR (SGD)	0,10%	0,14%	no data	0,17%	0,21%	0,25%	0,35%	0,47%	0,58%
LIBOR (USD)	5,06%	no data	no data	5,45%	no data	5,39%	5,27%	no data	6,04%
JIBOR (IDR)	6,15%	6,52%	no data	6,90%	no data	7,18%	7,30%	no data	7,46%

Indonesia Government Bond									
Seri	Coupon	Bid	Offer	Bid Yield	Day(s) to Next Coupon	Last Week	Last Month	Day(s) to maturity	Trend
FR0064	6,125	98,67	98,98	6,528	86	98,76	98,17	1344 Hari	↓
FR0081	6,500	99,96	100,07	6,540	116	100,02	99,97	294 Hari	↓
FR0084	7,250	100,85	101,29	6,640	178	101,07	100,93	536 Hari	↓
FR0090	5,125	96,59	96,93	6,542	55	96,74	96,27	954 Hari	↓
FR0091	6,375	98,17	98,49	6,683	55	98,23	97,23	2756 Hari	↓
FR0092	7,125	102,33	102,78	6,885	116	102,48	100,54	6418 Hari	↓
FR0093	6,375	97,07	97,63	6,717	147	97,35	96,14	4646 Hari	↓
FR0089	6,875	99,22	99,83	6,939	178	99,54	97,69	9720 Hari	↓
FR0095	6,375	99,69	100,12	6,463	178	99,89	98,97	1435 Hari	↓
FR0096	7,000	101,87	102,22	6,707	178	101,98	100,83	3058 Hari	↓
PBS012	8,875	113,26	114,22	6,542	86	113,74	113,63	2606 Hari	↓
PBS003	6,000	98,44	98,67	6,712	147	98,56	98,30	865 Hari	↓
PBS033	6,750	97,80	98,27	6,943	116	98,03	96,80	8219 Hari	↓
PBS036	5,375	98,92	99,18	6,523	178	99,05	98,72	354 Hari	↓
PBS037	6,875	100,34	101,07	6,831	25	#N/A N/A	100,07	4166 Hari	#VALUE!
PBS029	6,375	97,42	97,66	6,744	25	97,54	97,85	3445 Hari	↓
PBS034	6,500	97,60	98,13	6,758	116	97,86	98,24	5337 Hari	↓
FR0100	6,625	99,40	99,64	6,711	178	99,44	98,15	3418 Hari	↓
FR0101	6,875	101,24	101,51	6,559	55	101,22	100,66	1675 Hari	↑
FR0102	6,875	99,05	99,59	6,950	147	99,32	98,11	10770 Hari	↓
FR0103	6,750	100,34	100,52	6,705	147			3925 Hari	↓
FR0098	7,125	103,03	103,42	6,782	116	103,12	100,86	4977 Hari	↓
FR0097	7,125	102,53	102,91	6,882	116	102,63	100,71	6778 Hari	↓
PBS038	6,875	98,37	98,82	7,012	116	98,55	98,28	9120 Hari	↓
PBS004	6,100	93,73	94,16	6,856	178	93,94	94,16	4499 Hari	↓
PBS030	5,875	97,32	97,46	6,665	147	97,39	96,85	1404 Hari	↓
PBS039	6,625	97,86	98,85	6,840	147	98,35	97,66	6087 Hari	↓
PBS032	4,875	96,80	96,90	6,688	147	96,85	96,70	684 Hari	↓



Tim Riset:  
 Ryan Eka Putra - Dealer RI - Ext.7952 - ryan.ekaputra@banksumselbabel.com

Disclaimer/ Pernyataan bebas tanggung jawab: Semua data dalam lembar ini hanya digunakan sebagai informasi. Kinerja masa lalu bukan merupakan indikasi kinerja masa depan atau perkiraan performa atau suatu instrumen. Informasi yang dimuat dalam lembar ini diperoleh dari sumber yang dapat dipercaya, namun BPD Sumsel Babel tidak menjamin kelengkapan atau akurasi. Data, opini dan perkiraan yang diungkapkan dapat berubah tanpa pemberitahuan dan BPD Sumsel Babel tegas meniadakan setiap dan semua tanggung jawab atas pernyataan dan jaminan, tersurat maupun tertera, yang tercantum di sini, atau yang tidak dicantumkan.