

### Fixed Income Daily Report

Tuesday, 20 August 2024 09:17:42

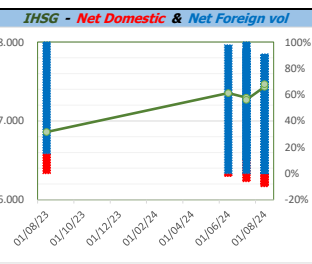
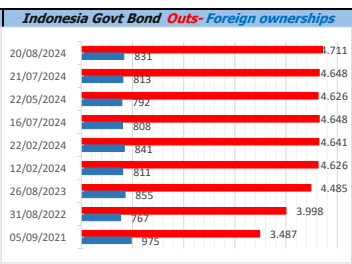
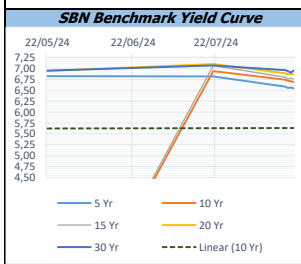
Global Market				Policy rates				
Indicator	price yesterday	TOD price	% chg.	Indicator	Date	Last	Prev.	Trend
USD/IDR Today	15553	15482	-0,46%	BI-7 DS RR		6,25	6,00	↑
SGD/IDR Spot	11869	11831	-0,32%	BI - Depfac	17/07/2024	5,50	5,25	↑
MYR/IDR Spot	3551	3541	-0,29%	BI - LF		7,00	6,75	↑
SAR/IDR Spot	4182	4136	-1,11%	US Fed's Current Range		5,50	5,50	→
US - Dow Jones Industrial Average	40660	40897	0,58%	LPS IDR		4,25	4,25	→
Tokyo - Nikkei 225	37389	37955	1,49%	LPS USD	01/02/2024	2,25	2,25	→
Hong Kong - Hang Seng Index	17570	17513	-0,33%	LPS BPR		6,75	6,75	→
Singapore - Srait Time Index STI	3356	3361	0,16%					
Indonesia - IHSG	7467	7506	0,52%					
WTI Crude Oil Future/ barrel (Aug. 2024)	79,78	79,78	0,00%					
Gold Spot \$/Oz	2500,51	2500,88	0,01%					
Ice Newcastle Coal/ metric ton	146,75	146,50	-0,17%					
Malaysia CPO Contract (MYR/Metric ton)	3890,00	3890,00	0,00%					

Indonesia Economic Data (in US\$ Billion, or percentage)				
Indicator	Date	Last	Prev.	Trend
GDP (Gross Domestic Bruto)	30/06/2024	5,05	5,11	↓
CPI (YoY)	31/07/2024	2,13	2,51	↓
CPI Core (YoY)	31/07/2024	1,95	2,63	↓
CPI (MoM)	30/06/2024	-0,18	-0,08	↓
Trade Balance (USD Billion)	31/07/2024	\$ 472	\$ 2.395	↓
Export Growth	31/07/2024	\$ 6,46	\$ 1,18	↑
Import Growth	31/07/2024	\$ 11,07	\$ 7,58	↑
Foreign Reserves	31/07/2024	\$ 145,41	\$ 140,18	↑
Balance of Payment	31/03/2024	\$ -2.161	\$ -1.120	↓

Foreign currency (US\$) and Money Market (Rp.)				
Tenor	Sett. Date	BID	OFFER	Gap.
TOD	20/08/2024	15.545	15.555	10,00
TOM	21/08/2024	15.545	15.556	10,20
SPOT	22/08/2024	15.545	15.556	10,20
NDF 1Mo.	23/09/2024	15.486	15.500	14,00
D-NDF 3Mo.	22/11/2024	15.515	15.529	14,00
1 Wk.	29/08/2024	15.548	15.559	11,10
2 Wk.	05/09/2024	15.551	15.563	11,98
1 Mo.	23/09/2024	15.558	15.572	14,00
2 Mo.	22/10/2024	15.571	15.587	16,00
3 Mo.	22/11/2024	15.583	15.602	19,00
6 Mo.	24/02/2025	15.626	15.665	38,82
1 Yr.	22/08/2025	15.780	15.823	42,50

Money Market Rates (ACT/360)									
RATE	O/N	1 Wk	2 Wk	1 Mo	2 Mo	3 Mo	6 Mo	9 Mo	1 Yr
INTERBANK (IDR)	6,38%	5,55%	6,75%	6,85%	6,32%	7,09%	no data	no data	no data
INTERBANK (USD)	5,38%	5,37%	5,38%	5,42%	5,37%	5,30%	5,06%	4,90%	4,70%
<b>INDONESIA 6,38%</b>									
SIBOR (SGD)	0,10%	0,14%	no data	0,17%	0,21%	0,25%	0,35%	0,47%	0,58%
LIBOR (USD)	5,06%	no data	no data	5,45%	no data	5,39%	5,27%	no data	6,04%
JIBOR (IDR)	6,38%	6,53%	no data	6,90%	no data	7,18%	7,30%	no data	7,46%

Indonesia Government Bond									
Seri	Coupon	Bid	Offer	Bid Yield	Day(s) to Next Coupon	Last Week	Last Month	Day(s) to maturity	Trend
FR0064	6,125	98,75	98,99	6,503	85	98,76	98,17	1343 Hari	↓
FR0081	6,500	99,95	100,06	6,546	115	100,02	99,97	293 Hari	↓
FR0084	7,250	100,87	101,39	6,620	177	101,07	100,93	535 Hari	↓
FR0090	5,125	96,59	96,96	6,543	54	96,74	96,27	953 Hari	↓
FR0091	6,375	98,28	98,57	6,664	54	98,23	97,23	2755 Hari	↑
FR0092	7,125	102,39	102,89	6,889	115	102,48	100,54	6417 Hari	↓
FR0093	6,375	97,05	97,62	6,720	146	97,35	96,14	4645 Hari	↓
FR0089	6,875	99,27	99,91	6,935	177	99,54	97,69	9719 Hari	↓
FR0095	6,375	99,87	100,26	6,411	177	99,89	98,97	1434 Hari	↓
FR0096	7,000	102,12	102,40	6,669	177	101,98	100,83	3057 Hari	↑
PBS012	8,875	113,46	114,37	6,509	85	113,74	113,63	2605 Hari	↓
PBS003	6,000	98,44	98,67	6,713	146	98,56	98,30	864 Hari	↓
PBS033	6,750	97,80	98,26	6,942	115	98,03	96,80	8218 Hari	↓
PBS036	5,375	98,92	99,18	6,523	177	99,05	98,72	353 Hari	↓
PBS037	6,875	100,02	100,52	6,872	24	100,21	100,47	4165 Hari	↓
PBS029	6,375	97,38	97,70	6,750	24	97,54	97,85	3444 Hari	↓
PBS034	6,500	97,61	98,15	6,756	115	97,86	98,24	5336 Hari	↓
FR0100	6,625	99,57	99,78	6,687	177	99,44	98,15	3417 Hari	↑
FR0101	6,875	101,31	101,56	6,541	54	101,22	100,66	1674 Hari	↓
FR0102	6,875	99,06	99,66	6,949	146	99,32	98,11	10769 Hari	↓
FR0103	6,750	100,46	100,70	6,688	146			3924 Hari	↑
FR0098	7,125	103,25	103,55	6,757	115	103,12	100,86	4976 Hari	↑
FR0097	7,125	102,73	103,04	6,853	115	102,63	100,71	6777 Hari	↑
PBS038	6,875	98,48	98,70	7,003	115	98,55	98,28	9119 Hari	↓
PBS004	6,100	93,81	94,24	6,846	177	93,94	94,16	4498 Hari	↓
PBS030	5,875	97,50	97,59	6,612	146	97,39	96,85	1404 Hari	↑
PBS039	6,625	97,85	98,85	6,840	146	98,35	97,66	6086 Hari	↓
PBS032	4,875	96,82	96,93	6,682	146	96,85	96,70	683 Hari	↓



Tim Riset:  
 Ryan Eka Putra - Dealer FI - Ext.7952 - ryan.ekaputra@banksumselbabel.com  
 Disclaimer/ Pernyataan bebas tanggung jawab: Semua data dalam lembar ini hanya digunakan sebagai informasi. Kinerja masa lalu bukan merupakan indikasi kinerja masa depan atau perkiraan performa suatu instrumen. Informasi yang dimuat dalam lembar ini diperoleh dari sumber yang dapat dipercaya, namun BPD Sumsel Babel tidak menjamin kelengkapan atau akurasi. Data, opini dan perkiraan yang diungkapkan dapat berubah tanpa pemberitahuan dan BPD Sumsel Babel tegas menolai setiap dan semua tanggung jawab atas pernyataan dan jaminan, tersurat maupun tersirat, yang tercantum di sini, atau yang tidak dicantumkan.