

### Fixed Income Daily Report

Monday, 26 August 2024 09:01:56

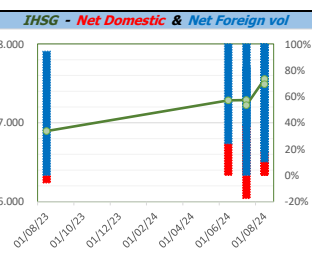
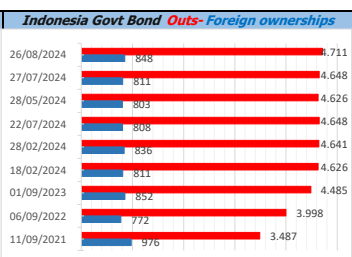
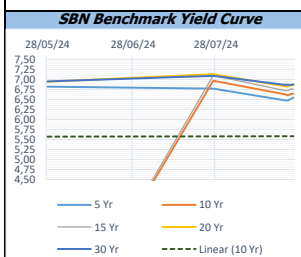
Global Market				Policy rates				
Indicator	price yesterday	TOD price	% chg.	Indicator	Date	Last	Prev.	Trend
USD/IDR Today	15600	15490	-0,71%	BI-7 DS RR		6,25	6,00	↑
SGD/IDR Spot	11935	11844	-0,77%	BI - Depfac	21/08/2024	5,50	5,25	↑
MYR/IDR Spot	3564	3540	-0,68%	BI - LF		7,00	6,75	↑
SAR/IDR Spot	4129	4129	0,00%	US Fed's Current Range		5,50	5,50	→
US - Dow Jones Industrial Average	40713	41175	1,12%	LPS IDR		4,25	4,25	→
Tokyo - Nikkei 225	38364	37875	-1,29%	LPS USD	01/02/2024	2,25	2,25	→
Hong Kong - Hang Seng Index	17641	17612	-0,16%	LPS BPR		6,75	6,75	→
Singapore - Srait Time Index STI	3374	3388	0,43%					
Indonesia - IHSG	7489	7544	0,74%					
WTI Crude Oil Future/ barrel (Aug. 2024)	79,78	79,78	0,00%					
Gold Spot \$/Oz	2514,31	2514,69	0,02%					
Ice Newcastle Coal/ metric ton	146,75	145,20	-1,07%					
Malaysia CPO Contract (MYR/Metric ton)	3890,00	3890,00	0,00%					

Indonesia Economic Data (in US\$ Billion, or percentage)				
Indicator	Date	Last	Prev.	Trend
GDP (Gross Domestic Bruto)	30/06/2024	5,05	5,11	↓
CPI (YoY)	31/07/2024	2,13	2,51	↓
CPI Core (YoY)	31/07/2024	1,95	2,63	↓
CPI (MoM)	30/06/2024	-0,18	-0,08	↓
Trade Balance (USD Billion)	31/07/2024	\$ 472	\$ 2.395	↓
Export Growth	31/07/2024	\$ 6,46	\$ 1,18	↑
Import Growth	31/07/2024	\$ 11,07	\$ 7,58	↑
Foreign Reserves	31/07/2024	\$ 145,41	\$ 140,18	↑
Balance of Payment	30/06/2024	\$ -3.021	\$ -2.407	↓

Foreign currency (US\$) and Money Market (Rp.)				
Tenor	Sett. Date	BID	OFFER	Gap.
TOD	26/08/2024	15.485	15.495	10,00
TOM	27/08/2024	15.486	15.496	10,10
SPOT	28/08/2024	15.486	15.496	10,10
NDF 1Mo.	30/09/2024	15.402	15.422	20,00
D-NDF 3Mo.	29/11/2024	15.446	15.494	48,00
1 Wk.	04/09/2024	15.489	15.500	11,00
2 Wk.	11/09/2024	15.492	15.504	11,12
1 Mo.	30/09/2024	15.501	15.513	12,00
2 Mo.	28/10/2024	15.517	15.533	16,10
3 Mo.	29/11/2024	15.534	15.549	15,13
6 Mo.	28/02/2025	15.599	15.616	17,60
1 Yr.	28/08/2025	15.735	15.785	50,00

Money Market Rates (ACT/360)									
RATE	O/N	1 Wk	2 Wk	1 Mo	2 Mo	3 Mo	6 Mo	9 Mo	1 Yr
INTERBANK (IDR)	6,29%	6,55%	6,75%	6,84%	4,60%	7,09%	no data	no data	no data
INTERBANK (USD)	5,37%	5,38%	5,39%	5,33%	5,29%	5,23%	4,98%	4,78%	4,66%
<b>INDONESIA 6,29%</b>									
SIBOR (SGD)	0,10%	0,14%	no data	0,17%	0,21%	0,25%	0,35%	0,47%	0,58%
LIBOR (USD)	5,06%	no data	no data	5,39%	no data	5,34%	5,20%	no data	6,04%
JIBOR (IDR)	6,29%	6,53%	no data	6,90%	no data	7,18%	7,30%	no data	7,45%

Indonesia Government Bond									
Seri	Coupon	Bid	Offer	Bid Yield	Day(s) to Next Coupon	Last Week	Last Month	Day(s) to maturity	Trend
FR0064	6,125	98,72	99,02	6,506	79	98,83	98,17	1337 Hari	↓
FR0081	6,500	99,99	100,07	6,512	109	100,01	99,97	287 Hari	↓
FR0084	7,250	100,96	101,45	6,557	171	101,21	100,93	529 Hari	↓
FR0090	5,125	96,90	97,08	6,443	48	96,94	96,27	947 Hari	↓
FR0091	6,375	98,29	98,55	6,663	48	98,43	97,23	2749 Hari	↓
FR0092	7,125	102,53	103,07	6,870	109	102,80	100,54	6411 Hari	↓
FR0093	6,375	96,64	97,45	6,759	140	97,05	96,14	4640 Hari	↓
FR0089	6,875	99,60	100,19	6,894	171	99,90	97,69	9713 Hari	↓
FR0095	6,375	99,89	100,22	6,398	171	100,04	98,97	1428 Hari	↓
FR0096	7,000	102,10	102,32	6,667	171	102,21	100,83	3051 Hari	↓
PBS012	8,875	113,71	114,45	6,465	79	114,08	113,63	2599 Hari	↓
PBS003	6,000	98,53	98,65	6,671	140	98,59	98,34	858 Hari	↓
PBS033	6,750	97,83	98,16	6,940	109	97,99	96,80	8212 Hari	↓
PBS036	5,375	98,95	99,11	6,514	171	99,03	98,83	347 Hari	↓
PBS037	6,875	100,21	100,71	6,848	18	100,46	100,47	4159 Hari	↓
PBS029	6,375	97,50	97,73	6,733	18	97,61	97,85	3438 Hari	↓
PBS034	6,500	97,70	98,23	6,746	109	97,97	98,24	5330 Hari	↓
FR0100	6,625	99,93	100,11	6,628	171	99,97	98,15	3411 Hari	↓
FR0101	6,875	101,40	101,56	6,530	48	101,43	100,66	1668 Hari	↓
FR0102	6,875	100,05	100,39	6,867	140	100,20	98,11	10764 Hari	↓
FR0103	6,750	100,93	101,18	6,628	140			3919 Hari	↓
FR0104	6,500	100,01	100,23	6,483	140			2118 Hari	↓
FR0098	7,125	103,40	103,64	6,745	109	103,46	100,86	4970 Hari	↓
FR0097	7,125	103,05	103,26	6,836	109	102,99	100,71	6771 Hari	↑
PBS038	6,875	98,52	98,77	7,000	109	98,64	98,28	9113 Hari	↓
PBS004	6,100	94,02	94,45	6,820	171	94,23	94,16	4492 Hari	↓
PBS030	5,875	97,51	97,59	6,609	140	97,55	96,85	1398 Hari	↓
PBS039	6,625	97,85	98,85	6,840	140	98,35	97,66	6081 Hari	↓
PBS032	4,875	96,92	97,00	6,637	140	96,96	96,70	677 Hari	↓



Tim Riset:  
 Ryan Eka Putra - Dealer FI - Ext.7952 - ryan.ekaputra@banksumselbabel.com  
 Disclaimer/ Pernyataan bebas tanggung jawab: Semua data dalam lembaran ini hanya dipergunakan sebagai informasi. Kinerja masa lalu bukan merupakan indikasi kinerja masa depan atau perkiraan performa suatu instrumen. Informasi yang dimuat dalam lembaran ini diperoleh dari sumber yang dapat dipercaya, namun BPD Sumsel Babel tidak menjamin kelengkapan atau akurasi. Data, opini dan perkiraan yang diungkapkan dapat berubah tanpa pemberitahuan dan BPD Sumsel Babel tegas menolak setiap dan semua tanggung jawab atas pernyataan dan jaminan, tersurat maupun tersirat, yang bertentangan di sini, atau yang tidak dicantumkan.