

Fixed Income Daily Report

Thursday, 29 August 2024 09:00:56

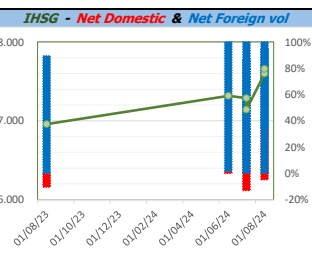
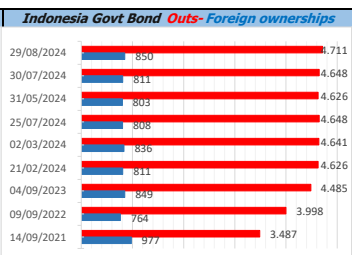
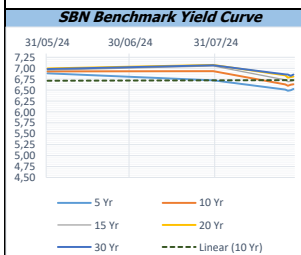
Global Market				Policy rates				
Indicator	price yesterday	TOD price	% chg.	Indicator	Date	Last	Prev.	Trend
USD/IDR Today	15495	15425	-0,45%	BI-7 DS RR		6,25	6,00	↑
SGD/IDR Spot	11869	11831	-0,32%	BI - Depfac	21/08/2024	5,50	5,25	↑
MYR/IDR Spot	3560	3550	-0,27%	BI - LF		7,00	6,75	↑
SAR/IDR Spot	4112	4110	-0,05%	US Fed's Current Range		5,50	5,50	→
US - Dow Jones Industrial Average	41251	41091	-0,39%	LPS IDR		4,25	4,25	→
Tokyo - Nikkei 225	38372	38226	-0,38%	LPS USD	01/02/2024	2,25	2,25	→
Hong Kong - Hang Seng Index	17692	17634	-0,33%	LPS BPR		6,75	6,75	→
Singapore - Srait Time Index STI	3391	3389	-0,07%					
Indonesia - IHSG	7659	7675	0,21%					
WTI Crude Oil Future/ barrel (Aug. 2024)	79,78	79,78	0,00%					
Gold Spot \$/Oz	2513,16	2513,52	0,01%					
Ice Newcastle Coal/ metric ton	146,00	145,00	-0,69%					
Malaysia CPO Contract (MYR/Metric ton)	3890,00	3890,00	0,00%					

Indonesia Economic Data (in US\$ Billion, or percentage)				
Indicator	Date	Last	Prev.	Trend
GDP (Gross Domestic Bruto)	30/06/2024	5,05	5,11	↓
CPI (YoY)	31/07/2024	2,13	2,51	↓
CPI Core (YoY)	31/07/2024	1,95	2,63	↓
CPI (MoM)	30/06/2024	-0,18	-0,08	↓
Trade Balance (USD Billion)	31/07/2024	\$ 472	\$ 2.395	↓
Export Growth	31/07/2024	\$ 6,46	\$ 1,18	↑
Import Growth	31/07/2024	\$ 11,07	\$ 7,58	↑
Foreign Reserves	31/07/2024	\$ 145,41	\$ 140,18	↑
Balance of Payment	30/06/2024	\$ -3.021	\$ -2.407	↓

Foreign currency (US\$) and Money Market (Rp.)				
Tenor	Sett. Date	BID	OFFER	Gap.
TOD	29/08/2024	15.420	15.430	10,00
TOM	30/08/2024	15.421	15.431	10,16
SPOT	03/09/2024	15.421	15.431	10,16
NDF 1Mo.	03/10/2024	15.437	15.450	13,00
D-NDF 3Mo.	03/12/2024	15.469	15.485	16,00
1 Wk.	10/09/2024	15.425	15.436	11,42
2 Wk.	17/09/2024	15.428	15.441	12,72
1 Mo.	03/10/2024	15.438	15.450	12,25
2 Mo.	04/11/2024	15.458	15.473	15,00
3 Mo.	03/12/2024	15.478	15.490	12,01
6 Mo.	03/03/2025	15.550	15.565	14,55
1 Yr.	03/09/2025	15.705	15.740	35,00

Money Market Rates (ACT/360)									
RATE	O/N	1 Wk	2 Wk	1 Mo	2 Mo	3 Mo	6 Mo	9 Mo	1 Yr
INTERBANK (IDR)	6,41%	6,60%	6,83%	6,90%	7,03%	7,18%	no data	no data	no data
INTERBANK (USD)	5,38%	5,38%	5,39%	5,33%	5,28%	5,20%	4,96%	4,75%	4,57%
INDONESIA	6,41%								
SIBOR (SGD)	0,10%	0,14%	no data	0,17%	0,21%	0,25%	0,35%	0,47%	0,58%
LIBOR (USD)	5,06%	no data	no data	5,37%	no data	5,32%	5,17%	no data	6,04%
JIBOR (IDR)	6,41%	6,54%	no data	6,90%	no data	7,18%	7,30%	no data	7,45%

Indonesia Government Bond									
Seri	Coupon	Bid	Offer	Bid Yield	Day(s) to Next Coupon	Last Week	Last Month	Day(s) to maturity	Trend
FR0064	6,125	98,77	99,05	6,499	74	98,83	98,17	1332 Hari	↓
FR0081	6,500	100,00	100,07	6,478	104	100,01	99,97	282 Hari	↓
FR0084	7,250	100,89	101,25	6,600	166	101,21	100,93	524 Hari	↓
FR0090	5,125	96,82	97,16	6,457	43	96,94	96,27	942 Hari	↓
FR0091	6,375	98,38	98,77	6,648	43	98,43	97,23	2744 Hari	↓
FR0092	7,125	102,85	103,31	6,844	104	102,80	100,54	6406 Hari	↑
FR0093	6,375	97,19	97,75	6,703	135	97,05	96,14	4635 Hari	↓
FR0089	6,875	99,80	100,42	6,891	166	99,90	97,69	9708 Hari	↑
FR0095	6,375	99,89	100,31	6,406	166	100,04	98,97	1423 Hari	↓
FR0096	7,000	102,33	102,63	6,635	166	102,21	100,83	3046 Hari	↑
PBS012	8,875	113,43	114,08	6,508	74	114,08	113,63	2594 Hari	↓
PBS003	6,000	98,45	98,70	6,712	135	98,59	98,34	853 Hari	↓
PBS033	6,750	97,84	98,15	6,939	104	97,99	96,80	8207 Hari	↓
PBS036	5,375	98,95	99,11	6,523	166	99,03	98,83	342 Hari	↓
PBS037	6,875	100,19	100,69	6,850	13	100,46	100,47	4154 Hari	↓
PBS029	6,375	97,50	97,73	6,734	13	97,61	97,85	3433 Hari	↓
PBS034	6,500	97,66	98,17	6,751	104	97,97	98,24	5325 Hari	↓
FR0100	6,625	99,95	100,13	6,632	166	99,97	98,15	3406 Hari	↓
FR0101	6,875	101,37	101,57	6,525	43	101,43	100,66	1663 Hari	↓
FR0102	6,875	100,29	100,81	6,851	135	100,20	98,11	10759 Hari	↑
FR0103	6,750	101,35	101,56	6,573	135	101,06		3914 Hari	↑
FR0104	6,500	100,18	100,44	6,462	135	100,12		2113 Hari	↑
FR0098	7,125	103,65	104,03	6,713	104	103,46	100,86	4965 Hari	↑
FR0097	7,125	103,32	103,63	6,808	104	102,99	100,71	6766 Hari	↑
PBS038	6,875	98,72	98,93	6,982	104	98,64	98,28	9108 Hari	↑
PBS004	6,100	94,09	94,50	6,811	166	94,23	94,16	4487 Hari	↓
PBS030	5,875	97,57	97,62	6,592	135	97,55	96,85	1393 Hari	↑
PBS039	6,625	97,85	98,85	6,840	135	98,35	97,66	6076 Hari	↓
PBS032	4,875	96,87	97,04	6,669	135	96,96	96,70	672 Hari	↓



Tim Riset: Ryan Eka Putra - Dealer FI - Ext.7952 - ryan.ekaputra@banksumselbabel.com

Disclaimer/ Pernyataan bebas tanggung jawab: Semua data dalam lembaran ini hanya dipergunakan sebagai informasi. Kinerja masa lalu bukan merupakan indikasi kinerja masa depan atau perkiraan performa suatu instrumen. Informasi yang dimuat dalam lembaran ini diperoleh dari sumber yang dapat dipercaya, namun BPD Sumsel Babel tidak menjamin kelengkapan atau akurasi. Data, opini dan perkiraan yang diungkapkan dapat berubah tanpa pemberitahuan dan BPD Sumsel Babel tegas menolak setiap dan semua tanggung jawab atas pernyataan dan jaminan, tersurat maupun tersirat, yang tercantum di sini, atau yang tidak dicantumkan.