

### Fixed Income Daily Report

Friday, 30 August 2024 09:01:57

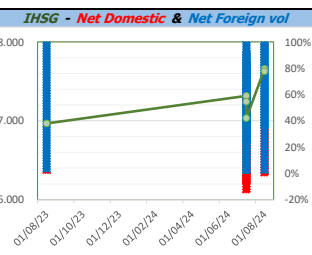
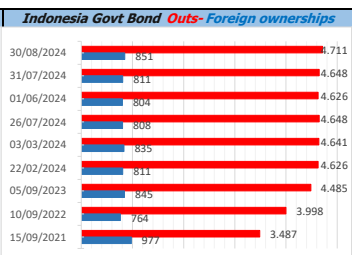
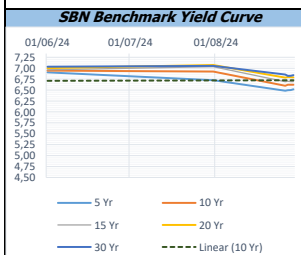
Global Market				Policy rates				
Indicator	price yesterday	TOD price	% chg.	Indicator	Date	Last	Prev.	Trend
USD/IDR Today	15415	15461	0,30%	BI-7 DS RR		6,25	6,00	↑
SGD/IDR Spot	11848	11849	0,01%	BI - Depfac	21/08/2024	5,50	5,25	↑
MYR/IDR Spot	3550	3565	0,42%	BI - LF		7,00	6,75	↑
SAR/IDR Spot	4110	4114	0,10%	US Fed's Current Range		5,50	5,50	→
US - Dow Jones Industrial Average	41091	41335	0,59%	LPS IDR		4,25	4,25	→
Tokyo - Nikkei 225	38363	38581	0,57%	LPS USD	01/02/2024	2,25	2,25	→
Hong Kong - Hang Seng Index	17786	17962	0,98%	LPS BPR		6,75	6,75	→
Singapore - Srait Time Index STI	3404	3426	0,63%					
Indonesia - IHSG	7628	7656	0,37%					
WTI Crude Oil Future/ barrel (Aug. 2024)	79,78	79,78	0,00%					
Gold Spot \$/Oz	2515,27	2515,66	0,02%					
Ice Newcastle Coal/ metric ton	145,00	145,00	0,00%					
Malaysia CPO Contract (MYR/Metric ton)	3890,00	3890,00	0,00%					

Indonesia Economic Data (in US\$ Billion, or percentage)				
Indicator	Date	Last	Prev.	Trend
GDP (Gross Domestic Bruto)	30/06/2024	5,05	5,11	↓
CPI (YoY)	31/07/2024	2,13	2,51	↓
CPI Core (YoY)	31/07/2024	1,95	2,63	↓
CPI (MoM)	30/06/2024	-0,18	-0,08	↓
Trade Balance (USD Billion)	31/07/2024	\$ 472	\$ 2.395	↓
Export Growth	31/07/2024	\$ 6,46	\$ 1,18	↑
Import Growth	31/07/2024	\$ 11,07	\$ 7,58	↑
Foreign Reserves	31/07/2024	\$ 145,41	\$ 140,18	↑
Balance of Payment	30/06/2024	\$ -3.021	\$ -2.407	↓

Foreign currency (US\$) and Money Market (Rp.)				
Tenor	Sett. Date	BID	OFFER	Gap.
TOD	30/08/2024	15.420	15.435	15,00
TOM	31/08/2024	15.421	15.436	15,33
SPOT	03/09/2024	15.421	15.436	15,33
NDF 1Mo.	03/10/2024	15.463	15.483	20,00
D-NDF 3Mo.	03/12/2024	15.495	15.517	22,00
1 Wk.	10/09/2024	15.424	15.440	16,04
2 Wk.	17/09/2024	15.429	15.446	17,00
1 Mo.	03/10/2024	15.438	15.455	17,00
2 Mo.	04/11/2024	15.458	15.477	18,63
3 Mo.	03/12/2024	15.476	15.496	20,50
6 Mo.	03/03/2025	15.548	15.576	27,97
1 Yr.	03/09/2025	15.690	15.735	45,00

Money Market Rates (ACT/360)									
RATE	O/N	1 Wk	2 Wk	1 Mo	2 Mo	3 Mo	6 Mo	9 Mo	1 Yr
INTERBANK (IDR)	6,32%	6,55%	6,70%	6,88%	7,03%	7,18%	no data	no data	no data
INTERBANK (USD)	5,38%	5,37%	5,35%	5,27%	5,26%	5,19%	4,96%	4,75%	4,58%
<b>INDONESIA</b>	<b>6,32%</b>								
SIBOR (SGD)	0,10%	0,14%	no data	0,17%	0,21%	0,25%	0,35%	0,47%	0,58%
LIBOR (USD)	5,06%	no data	no data	5,36%	no data	5,32%	5,17%	no data	6,04%
JIBOR (IDR)	6,32%	6,54%	no data	6,90%	no data	7,18%	7,30%	no data	7,45%

Indonesia Government Bond									
Seri	Coupon	Bid	Offer	Bid Yield	Day(s) to Next Coupon	Last Week	Last Month	Day(s) to maturity	Trend
FR0064	6,125	98,65	99,04	6,539	73	98,83	98,17	1332 Hari	↓
FR0081	6,500	99,98	100,07	6,506	103	100,01	99,97	281 Hari	↓
FR0084	7,250	100,96	101,25	6,541	165	101,21	100,93	523 Hari	↓
FR0090	5,125	96,83	97,16	6,459	42	96,94	96,27	941 Hari	↓
FR0091	6,375	98,46	98,77	6,635	42	98,43	97,23	2743 Hari	↑
FR0092	7,125	102,93	103,37	6,836	103	102,80	100,54	6405 Hari	↑
FR0093	6,375	97,42	97,92	6,676	134	97,05	96,14	4634 Hari	↓
FR0089	6,875	99,85	100,50	6,887	165	99,90	97,69	9707 Hari	↑
FR0095	6,375	99,89	100,33	6,407	165	100,04	98,97	1422 Hari	↓
FR0096	7,000	102,27	102,57	6,644	165	102,21	100,83	3045 Hari	↑
PBS012	8,875	113,46	114,09	6,501	73	114,08	113,63	2593 Hari	↓
PBS003	6,000	98,45	98,70	6,712	134	98,59	98,34	852 Hari	↓
PBS033	6,750	97,84	98,15	6,938	103	97,99	96,80	8206 Hari	↓
PBS036	5,375	98,95	99,11	6,532	165	99,03	98,83	341 Hari	↓
PBS037	6,875	100,23	100,73	6,845	12	100,46	100,47	4153 Hari	↓
PBS029	6,375	97,61	97,84	6,717	12	97,61	97,85	3432 Hari	→
PBS034	6,500	97,66	98,18	6,751	103	97,97	98,24	5324 Hari	↓
FR0100	6,625	99,95	100,18	6,632	165	99,97	98,15	3405 Hari	↓
FR0101	6,875	101,36	101,58	6,527	42	101,43	100,66	1662 Hari	↑
FR0102	6,875	100,28	100,78	6,852	134	100,20	98,11	10758 Hari	↑
FR0103	6,750	101,39	101,65	6,568	134	101,06		3913 Hari	↑
FR0104	6,500	100,09	100,45	6,478	134	100,12		2112 Hari	↓
FR0098	7,125	103,81	104,10	6,696	103	103,46	100,86	4964 Hari	↑
FR0097	7,125	103,41	103,81	6,799	103	102,99	100,71	6765 Hari	↑
PBS038	6,875	98,78	99,14	6,977	103	98,64	98,28	9108 Hari	↑
PBS004	6,100	94,09	94,50	6,811	165	94,23	94,16	4486 Hari	↓
PBS030	5,875	97,57	97,62	6,592	134	97,55	96,85	1392 Hari	↑
PBS039	6,625	97,85	98,85	6,840	134	98,35	97,66	6075 Hari	↓
PBS032	4,875	97,00	97,10	6,603	134	96,94	96,68	671 Hari	↑



Tim Riset:  
 Ryan Eka Putra - Dealer FI - Ext.7952 - ryan.ekaputra@banksumselbabel.com  
 Disclaimer/ Pernyataan bebas tanggung jawab: Semua data dalam lembaran ini hanya dipergunakan sebagai informasi, Kinerja masa lalu bukan merupakan indikasi kinerja masa depan atau perkiraan performa suatu instrumen. Informasi yang dimuat dalam lembaran ini diperoleh dari sumber yang dapat dipercaya, namun BPD Sumsel Babel tidak menjamin kelengkapan atau akurasi. Data, opini dan perkiraan yang diungkapkan dapat berubah tanpa pemberitahuan dan BPD Sumsel Babel tegas menolak setiap dan semua tanggung jawab atas pernyataan dan jaminan, tersurat maupun tersirat, yang tercantum di sini, atau yang tidak dicantumkan.