

### Fixed Income Daily Report

Monday, 09 September 2024 09:01:40

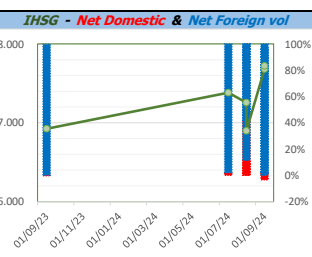
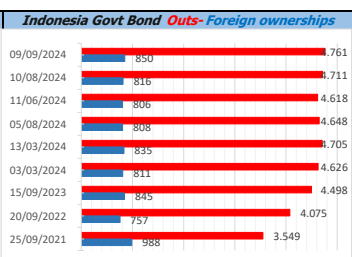
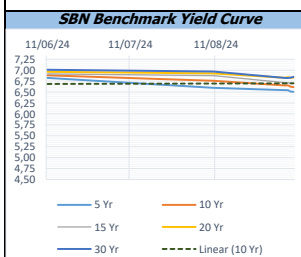
Global Market				Policy rates				
Indicator	price yesterday	TOD price	% chg.	Indicator	Date	Last	Prev.	Trend
USD/IDR Today	15398	15365	-0,21%	BI-7 DS RR		6,25	6,00	↑
SGD/IDR Spot	11820	11837	0,15%	BI - Depfac	21/08/2024	5,50	5,25	↑
MYR/IDR Spot	3550	3549	-0,04%	BI - LF		7,00	6,75	↑
SAR/IDR Spot	4097	4097	0,00%	US Fed's Current Range		5,50	5,50	→
US - Dow Jones Industrial Average	40756	40345	-1,02%	LPS IDR		4,25	4,25	→
Tokyo - Nikkei 225	36391	35490	-2,54%	LPS USD	01/02/2024	2,25	2,25	→
Hong Kong - Hang Seng Index	17444	17175	-1,57%	LPS BPR		6,75	6,75	→
Singapore - Srait Time Index STI	3454	3463	0,25%					
Indonesia - IHSG	7722	7732	0,13%					
WTI Crude Oil Future/ barrel (Aug. 2024)	#N/A N/A	#N/A N/A	#VALUE!					
Gold Spot \$/Oz	2497,23	2497,58	0,01%					
Ice Newcastle Coal/ metric ton	141,00	141,50	0,35%					
Malaysia CPO Contract (MYR/Metric ton)	3890,00	3890,00	0,00%					

Indonesia Economic Data (in US\$ Billion, or percentage)				
Indicator	Date	Last	Prev.	Trend
GDP (Gross Domestic Bruto)	30/06/2024	5,05	5,11	↓
CPI (YoY)	31/08/2024	2,12	2,13	↓
CPI Core (YoY)	31/08/2024	2,02	3,59	↓
CPI (MoM)	31/07/2024	-0,03	-0,18	↑
Trade Balance (USD Billion)	31/07/2024	\$ 472	\$ 2.395	↑
Export Growth	31/07/2024	\$ 6,46	\$ 1,18	↑
Import Growth	31/07/2024	\$ 11,07	\$ 7,58	↑
Foreign Reserves	31/08/2024	\$ 150,24	\$ 145,41	↑
Balance of Payment	30/06/2024	\$ -3.021	\$ -2.407	↓

Foreign currency (US\$) and Money Market (Rp.)				
Tenor	Sett. Date	BID	OFFER	Gap.
TOD	09/09/2024	15.360	15.370	10,00
TOM	10/09/2024	15.361	15.371	10,20
SPOT	11/09/2024	15.361	15.371	10,20
NDF 1Mo.	11/10/2024	15.508	15.535	27,00
D-NDF 3Mo.	11/12/2024	15.531	15.561	30,00
1 Wk.	18/09/2024	15.364	15.376	12,42
2 Wk.	25/09/2024	15.370	15.382	11,88
1 Mo.	11/10/2024	15.382	15.394	12,00
2 Mo.	12/11/2024	15.405	15.421	16,25
3 Mo.	11/12/2024	15.420	15.440	20,36
6 Mo.	11/03/2025	15.495	15.519	23,75
1 Yr.	11/09/2025	15.655	15.680	25,00

Money Market Rates (ACT/360)									
RATE	O/N	1 Wk	2 Wk	1 Mo	2 Mo	3 Mo	6 Mo	9 Mo	1 Yr
INTERBANK (IDR)	6,31%	6,55%	6,75%	6,90%	6,69%	7,06%	no data	no data	no data
INTERBANK (USD)	5,37%	5,38%	5,28%	5,22%	5,22%	5,13%	4,85%	4,57%	4,35%
<b>INDONESIA</b>	<b>6,31%</b>								
SIBOR (SGD)	0,10%	0,14%	no data	0,17%	0,21%	0,25%	0,35%	0,47%	0,58%
LIBOR (USD)	5,06%	no data	no data	5,22%	no data	5,20%	5,02%	no data	6,04%
JIBOR (IDR)	6,31%	6,54%	no data	6,90%	no data	7,18%	7,30%	no data	7,45%

Indonesia Government Bond									
Seri	Coupon	Bid	Offer	Bid Yield	Day(s) to Next Coupon	Last Week	Last Month	Day(s) to maturity	Trend
FR0064	6,125	98,80	99,10	6,492	65	98,93	98,98	1324 Hari	↓
FR0081	6,500	100,02	100,10	6,462	95	100,03	100,04	273 Hari	↓
FR0084	7,250	100,91	101,25	6,572	157	101,08	101,11	515 Hari	↓
FR0090	5,125	96,91	97,25	6,432	34	97,02	97,01	933 Hari	↓
FR0091	6,375	98,44	98,78	6,639	34	98,58	98,67	2735 Hari	↓
FR0092	7,125	102,81	103,35	6,848	95	103,08	103,12	6397 Hari	↓
FR0093	6,375	97,26	97,83	6,695	126	97,55	97,41	4626 Hari	↓
FR0089	6,875	100,14	100,58	6,863	157	100,28	100,18	9699 Hari	↓
FR0095	6,375	99,75	100,06	6,446	157	99,95	100,04	1414 Hari	↓
FR0096	7,000	102,24	102,51	6,647	157	102,43	102,39	3037 Hari	↓
PBS012	8,875	112,90	113,23	6,589	65	113,06	113,07	2585 Hari	↓
PBS003	6,000	98,73	99,05	6,590	126	98,89	98,70	844 Hari	↓
PBS033	6,750	97,94	98,29	6,930	95	98,11	98,00	8198 Hari	↓
PBS036	5,375	99,00	99,21	6,495	157	99,11	99,03	333 Hari	↓
PBS037	6,875	100,23	100,73	6,846	4	100,48	100,30	4145 Hari	↓
PBS029	6,375	97,61	97,84	6,718	4	97,73	97,73	3424 Hari	↓
PBS034	6,500	97,49	97,99	6,771	95	97,74	97,61	5316 Hari	↓
FR0100	6,625	100,15	100,31	6,603	157	100,18	100,03	3397 Hari	↓
FR0101	6,875	101,44	101,67	6,505	34	101,55	101,47	1654 Hari	↓
FR0102	6,875	100,25	100,65	6,854	126	100,56	100,58	10750 Hari	↓
FR0103	6,750	101,08	101,27	6,608	126	101,18	101,31	3905 Hari	↓
FR0104	6,500	100,04	100,37	6,490	126	100,32	100,29	2104 Hari	↓
FR0098	7,125	103,69	104,08	6,708	95	103,84	103,85	4956 Hari	↓
FR0097	7,125	103,10	103,45	6,829	95	103,27	103,50	6757 Hari	↓
PBS038	6,875	98,87	99,30	6,969	95	99,09	98,87	9100 Hari	↓
PBS004	6,100	94,51	94,90	6,759	157	94,71	94,30	4478 Hari	↓
PBS030	5,875	97,67	97,83	6,568	126	97,75	97,60	1384 Hari	↓
PBS039	6,625	97,86	98,85	6,840	126	98,35	98,35	6067 Hari	↓
PBS032	4,875	96,92	97,14	6,672	126	97,03	96,96	663 Hari	↓



Tim Riset:  
 Ryan Eka Putra - Dealer FI - Ext.7952 - ryan.ekaputra@banksumselbabel.com  
 Disclaimer/ Pernyataan bebas tanggung jawab: Semua data dalam lembaran ini hanya dipergunakan sebagai informasi. Kinerja masa lalu bukan merupakan indikasi kinerja masa depan atau perkiraan performa suatu instrumen. Informasi yang dimuat dalam lembaran ini diperoleh dari sumber yang dapat dipercaya, namun BPD Sumsel Babel tidak menjamin kelengkapan atau akurasi. Data, opini dan perkiraan yang diungkapkan dapat berubah tanpa pemberitahuan dan BPD Sumsel Babel tegas menolak setiap dan semua tanggung jawab atau pernyataan dan jaminan, tersurat maupun tersirat, yang bertentangan di sini, atau yang tidak dicantumkan.