

### Fixed Income Daily Report

Thursday, 12 September 2024 09:00:11

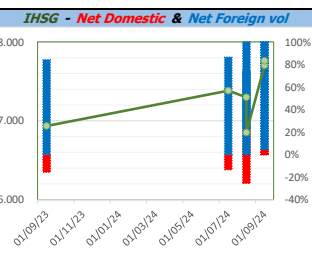
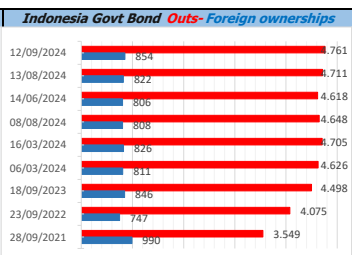
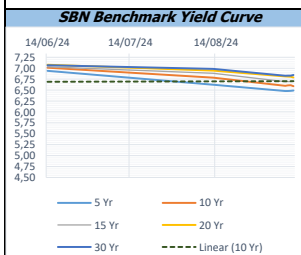
Global Market				Policy rates				
Indicator	price yesterday	TOD price	% chg.	Indicator	Date	Last	Prev.	Trend
USD/IDR Today	15450	15400	-0,32%	BI-7 DS RR		6,25	6,00	↑
SGD/IDR Spot	11829	11828	0,00%	BI - Depfac	21/08/2024	5,50	5,25	↑
MYR/IDR Spot	3552	3559	0,21%	BI - LF		7,00	6,75	↑
SAR/IDR Spot	4108	4104	-0,10%	US Fed's Current Range		5,50	5,50	→
US - Dow Jones Industrial Average	40737	40862	0,31%	LPS IDR		4,25	4,25	→
Tokyo - Nikkei 225	35620	36729	3,02%	LPS USD	01/02/2024	2,25	2,25	→
Hong Kong - Hang Seng Index	17109	17214	0,61%	LPS BPR		6,75	6,75	→
Singapore - Srait Time Index STI	3531	3540	0,26%					
Indonesia - IHSG	7761	7761	-0,01%					
WTI Crude Oil Future/ barrel (Aug. 2024)	74,04	74,04	0,00%					
Gold Spot \$/Oz	2513,36	2513,72	0,01%					
Ice Newcastle Coal/ metric ton	138,75	139,00	0,18%					
Malaysia CPO Contract (MYR/Metric ton)	3961,00	3961,00	0,00%					

Indonesia Economic Data (in US\$ Billion, or percentage)					
Indicator	Date	Last	Prev.	Trend	
GDP (Gross Domestic Bruto)	30/06/2024	5,05	5,11	↓	
CPI (YoY)	31/08/2024	2,12	2,13	↓	
CPI Core (YoY)	31/08/2024	2,02	3,59	↓	
CPI (MoM)	31/07/2024	-0,03	-0,18	↑	
Trade Balance (USD Billion)	31/07/2024	\$ 472	\$ 2.395	↓	
Export Growth	31/07/2024	\$ 6,46	\$ 1,18	↑	
Import Growth	31/07/2024	\$ 11,07	\$ 7,58	↑	
Foreign Reserves	31/08/2024	\$ 150,24	\$ 145,41	↑	
Balance of Payment	30/06/2024	\$ -3.021	\$ -2.407	↓	

Foreign currency (US\$) and Money Market (Rp.)				
Tenor	Sett. Date	BID	OFFER	Gap.
TOD	12/09/2024	15.395	15.405	10,00
TOM	13/09/2024	15.396	15.406	10,25
SPOT	17/09/2024	15.396	15.406	10,25
NDF 1Mo.	17/10/2024	15.440	15.451	11,00
D-NDF 3Mo.	17/12/2024	15.467	15.485	18,00
1 Wk.	24/09/2024	15.401	15.412	10,81
2 Wk.	01/10/2024	15.405	15.416	11,82
1 Mo.	17/10/2024	15.417	15.430	13,00
2 Mo.	18/11/2024	15.441	15.454	13,80
3 Mo.	17/12/2024	15.461	15.475	14,73
6 Mo.	17/03/2025	15.525	15.562	37,00
1 Yr.	17/09/2025	15.683	15.725	42,50

Money Market Rates (ACT/360)									
RATE	O/N	1 Wk	2 Wk	1 Mo	2 Mo	3 Mo	6 Mo	9 Mo	1 Yr
INTERBANK (IDR)	6,39%	6,63%	6,80%	6,93%	7,03%	7,18%	no data	no data	no data
INTERBANK (USD)	5,38%	5,30%	5,23%	5,25%	5,20%	5,12%	4,85%	4,58%	4,32%
<b>INDONESIA</b>	<b>6,39%</b>								
SIBOR (SGD)	0,10%	0,14%	no data	0,17%	0,21%	0,25%	0,35%	0,47%	0,58%
LIBOR (USD)	5,06%	no data	no data	5,23%	no data	5,21%	5,01%	no data	6,04%
JIBOR (IDR)	6,39%	6,55%	no data	6,90%	no data	7,18%	7,30%	no data	7,46%

Indonesia Government Bond									
Seri	Coupon	Bid	Offer	Bid Yield	Day(s) to Next Coupon	Last Week	Last Month	Day(s) to maturity	Trend
FR0064	6,125	98,85	99,10	6,479	59	98,93	98,98	1318 Hari	↓
FR0081	6,500	100,01	100,08	6,467	89	100,03	100,04	267 Hari	↓
FR0084	7,250	100,96	101,24	6,527	151	101,08	101,11	509 Hari	↓
FR0090	5,125	96,93	97,34	6,428	28	97,02	97,01	927 Hari	↓
FR0091	6,375	98,52	98,79	6,625	28	98,58	98,67	2729 Hari	↓
FR0092	7,125	102,96	103,41	6,833	89	103,08	103,12	6391 Hari	↓
FR0093	6,375	97,20	97,74	6,702	120	97,55	97,41	4620 Hari	↓
FR0089	6,875	100,04	100,68	6,870	151	100,28	100,18	9693 Hari	↓
FR0095	6,375	99,76	100,18	6,442	151	99,95	100,04	1408 Hari	↓
FR0096	7,000	102,39	102,70	6,625	151	102,43	102,39	3031 Hari	↓
PBS012	8,875	112,95	113,24	6,578	59	113,06	113,07	2579 Hari	↓
PBS003	6,000	98,73	99,05	6,581	120	98,89	98,70	838 Hari	↓
PBS033	6,750	97,88	98,13	6,936	89	98,11	98,00	8192 Hari	↓
PBS036	5,375	99,00	99,33	6,504	151	99,05	99,05	327 Hari	↓
PBS037	6,875	100,81	101,24	6,772	179	100,48	100,30	4140 Hari	↑
PBS029	6,375	97,63	97,86	6,716	179	97,73	97,73	3419 Hari	↓
PBS034	6,500	97,53	98,03	6,766	89	97,74	97,61	5310 Hari	↓
FR0100	6,625	100,28	100,40	6,584	151	100,18	100,03	3391 Hari	↑
FR0101	6,875	101,50	101,71	6,491	28	101,55	101,47	1648 Hari	↓
FR0102	6,875	100,35	100,82	6,847	120	100,56	100,58	10744 Hari	↓
FR0103	6,750	101,29	101,50	6,583	120	101,18	101,31	3899 Hari	↑
FR0104	6,500	100,23	100,47	6,447	120	100,32	100,29	2098 Hari	↓
FR0098	7,125	103,77	104,07	6,700	89	103,84	103,85	4950 Hari	↓
FR0097	7,125	103,55	103,85	6,785	89	103,27	103,50	6751 Hari	↑
PBS038	6,875	99,10	99,28	6,950	89	99,09	98,87	9094 Hari	↑
PBS004	6,100	94,52	94,89	6,759	151	94,71	94,30	4472 Hari	↓
PBS030	5,875	97,63	97,85	6,581	120	97,71	97,89	1378 Hari	↓
PBS039	6,625	98,29	99,28	6,796	120	98,35	98,35	6061 Hari	↓
PBS032	4,875	97,01	97,17	6,626	120	97,03	96,96	657 Hari	↓



Tim Riset:  
 Ryan Eka Putra - Dealer FI - Ext.7952 - ryan.ekaputra@banksumselbabel.com  
 Disclaimer/ Pernyataan bebas tanggung jawab: Semua data dalam lembaran ini hanya dipergunakan sebagai informasi. Kinerja masa lalu bukan merupakan indikasi kinerja masa depan atau perkiraan performa atas suatu instrumen. Informasi yang dimuat dalam lembaran ini diperoleh dari sumber yang dapat dipercaya, namun BPD Sumsel Babel tidak menjamin kelengkapan atau akurasi. Data, opini dan perkiraan yang diungkapkan dapat berubah tanpa pemberitahuan dan BPD Sumsel Babel tegas menolak setiap dan semua tanggung jawab atas pernyataan dan jaminan, tersurat maupun tersirat, yang tercantum di sini, atau yang tidak dicantumkan.