

Fixed Income Daily Report

Friday, 13 September 2024 09:00:07

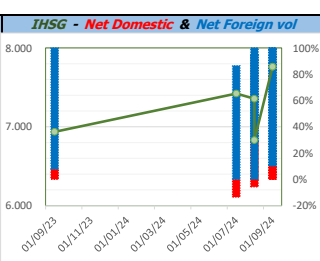
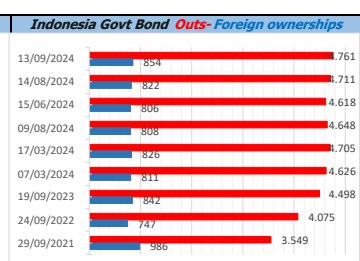
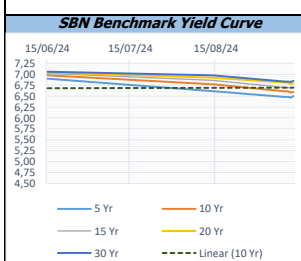
| Global Market | | | | Policy rates | | | | |
|--|-----------------|-----------|--------|------------------------|------------|------|-------|-------|
| Indicator | price yesterday | TOD price | % chg. | Indicator | Date | Last | Prev. | Trend |
| USD/IDR Today | 15400 | 15430 | 0,19% | BI-7 DS RR | | 6,25 | 6,00 | ↑ |
| SGD/IDR Spot | 11828 | 11820 | -0,07% | BI - Depfac | 21/08/2024 | 5,50 | 5,25 | ↑ |
| MYR/IDR Spot | 3559 | 3557 | -0,04% | BI - LF | | 7,00 | 6,75 | ↑ |
| SAR/IDR Spot | 4115 | 4114 | -0,02% | US Fed's Current Range | | 5,50 | 5,50 | → |
| US - Dow Jones Industrial Average | 40862 | 41097 | 0,57% | LPS IDR | | 4,25 | 4,25 | → |
| Tokyo - Nikkei 225 | 36833 | 36659 | -0,48% | LPS USD | 01/02/2024 | 2,25 | 2,25 | → |
| Hong Kong - Hang Seng Index | 17240 | 17432 | 1,10% | LPS BPR | | 6,75 | 6,75 | → |
| Singapore - Srait Time Index STI | 3557 | 3564 | 0,21% | | | | | |
| Indonesia - IHSG | 7761 | 7798 | 0,48% | | | | | |
| WTI Crude Oil Future/ barrel (Aug. 2024) | 74,04 | 74,04 | 0,00% | | | | | |
| Gold Spot \$/Oz | 2562,75 | 2563,09 | 0,01% | | | | | |
| Ice Newcastle Coal/ metric ton | 139,00 | 138,15 | -0,62% | | | | | |
| Malaysia CPO Contract (MYR/Metric ton) | 3960,00 | 3960,00 | 0,00% | | | | | |

| Foreign currency (US\$) and Money Market (Rp.) | | | | | |
|--|------------|--------|--------|-------|--|
| Tenor | Sett. Date | BID | OFFER | Gap. | |
| TOD | 13/09/2024 | 15.425 | 15.435 | 10,00 | |
| TOM | 14/09/2024 | 15.427 | 15.437 | 10,25 | |
| SPOT | 18/09/2024 | 15.427 | 15.437 | 10,25 | |
| NDF 1Mo. | 18/10/2024 | 15.428 | 15.446 | 18,00 | |

| Indonesia Economic Data (in US\$ Billion, or percentage) | | | | |
|--|------------|-----------|-----------|-------|
| Indicator | Date | Last | Prev. | Trend |
| GDP (Gross Domestic Bruto) | 30/06/2024 | 5,05 | 5,11 | ↓ |
| CPI (YoY) | 31/08/2024 | 2,12 | 2,13 | ↓ |
| CPI Core (YoY) | 31/08/2024 | 2,02 | 3,59 | ↓ |
| CPI (MoM) | 31/07/2024 | -0,03 | -0,18 | ↑ |
| Trade Balance (USD Billion) | 31/07/2024 | \$ 472 | \$ 2.395 | ↓ |
| Export Growth | 31/07/2024 | \$ 6,46 | \$ 1,18 | ↑ |
| Import Growth | 31/07/2024 | \$ 11,07 | \$ 7,58 | ↑ |
| Foreign Reserves | 31/08/2024 | \$ 150,24 | \$ 145,41 | ↑ |
| Balance of Payment | 30/06/2024 | \$ -3.021 | \$ -2.407 | ↓ |

| Money Market Rates (ACT/360) | | | | | | | | | |
|------------------------------|--------------|---------|---------|-------|---------|-------|---------|---------|---------|
| RATE | O/N | 1 Wk | 2 Wk | 1 Mo | 3 Mo | 6 Mo | 9 Mo | 1 Yr | |
| INTERBANK (IDR) | 6,37% | 6,60% | 6,80% | 6,89% | 7,03% | 7,18% | no data | no data | no data |
| INTERBANK (USD) | 5,38% | 5,20% | 5,16% | 5,13% | 5,13% | 5,06% | 4,79% | 4,51% | 4,30% |
| INDONESIA | 6,37% | | | | | | | | |
| SIBOR (SGD) | 0,10% | 0,14% | no data | 0,17% | 0,21% | 0,25% | 0,35% | 0,47% | 0,58% |
| LIBOR (USD) | 5,06% | no data | no data | 5,21% | no data | 5,19% | 4,98% | no data | 6,04% |
| JIBOR (IDR) | 6,37% | 6,55% | no data | 6,91% | no data | 7,18% | 7,30% | no data | 7,45% |

| Indonesia Government Bond | | | | | | | | | |
|---------------------------|--------|--------|--------|---------------|-----------------------|-----------|------------|--------------------|-------|
| Seri | Coupon | Bid | Offer | Bid Yield | Day(s) to Next Coupon | Last Week | Last Month | Day(s) to maturity | Trend |
| FR0064 | 6,125 | 98,73 | 99,03 | requesting De | 58 | 98,93 | 98,98 | 1317 Hari | ↓ |
| FR0081 | 6,500 | 100,00 | 100,07 | requesting De | 88 | 100,03 | 100,04 | 266 Hari | ↓ |
| FR0084 | 7,250 | 100,86 | 101,25 | requesting De | 150 | 101,08 | 101,11 | 508 Hari | ↓ |
| FR0090 | 5,125 | 96,94 | 97,36 | requesting De | 27 | 97,02 | 97,01 | 926 Hari | ↓ |
| FR0091 | 6,375 | 98,49 | 98,75 | requesting De | 27 | 98,58 | 98,67 | 2728 Hari | ↓ |
| FR0092 | 7,125 | 102,98 | 103,52 | requesting De | 88 | 103,08 | 103,12 | 6390 Hari | ↓ |
| FR0093 | 6,375 | 97,31 | 97,90 | requesting De | 119 | 97,55 | 97,41 | 4619 Hari | ↓ |
| FR0089 | 6,875 | 100,00 | 100,72 | requesting De | 150 | 100,28 | 100,18 | 9692 Hari | ↓ |
| FR0095 | 6,375 | 99,74 | 100,20 | requesting De | 150 | 99,95 | 100,04 | 1407 Hari | ↓ |
| FR0096 | 7,000 | 102,30 | 102,66 | requesting De | 150 | 102,43 | 102,39 | 3030 Hari | ↓ |
| PBS012 | 8,875 | 112,95 | 113,23 | requesting De | 58 | 113,06 | 113,07 | 2578 Hari | ↓ |
| PBS003 | 6,000 | 98,73 | 99,05 | requesting De | 119 | 98,89 | 98,70 | 837 Hari | ↓ |
| PBS033 | 6,750 | 97,89 | 98,20 | requesting De | 88 | 98,11 | 98,00 | 8191 Hari | ↓ |
| PBS036 | 5,375 | 99,00 | 99,32 | requesting De | 150 | 99,05 | 99,05 | 326 Hari | ↓ |
| PBS037 | 6,875 | 100,81 | 101,22 | requesting De | 178 | 100,48 | 100,30 | 4139 Hari | ↑ |
| PBS029 | 6,375 | 97,63 | 97,86 | requesting De | 178 | 97,73 | 97,73 | 3418 Hari | ↓ |
| PBS034 | 6,500 | 97,59 | 98,09 | requesting De | 88 | 97,74 | 97,61 | 5309 Hari | ↓ |
| FR0100 | 6,625 | 100,20 | 100,38 | requesting De | 150 | 100,18 | 100,03 | 3390 Hari | ↑ |
| FR0101 | 6,875 | 101,43 | 101,67 | requesting De | 27 | 101,55 | 101,47 | 1647 Hari | ↓ |
| FR0102 | 6,875 | 100,26 | 100,81 | requesting De | 119 | 100,56 | 100,58 | 10743 Hari | ↓ |
| FR0103 | 6,750 | 101,19 | 101,40 | requesting De | 119 | 101,18 | 101,31 | 3898 Hari | ↑ |
| FR0104 | 6,500 | 100,16 | 100,47 | requesting De | 119 | 100,32 | 100,29 | 2097 Hari | ↓ |
| FR0098 | 7,125 | 103,71 | 104,07 | requesting De | 88 | 103,84 | 103,85 | 4949 Hari | ↓ |
| FR0097 | 7,125 | 103,42 | 103,76 | requesting De | 88 | 103,27 | 103,50 | 6750 Hari | ↑ |
| PBS038 | 6,875 | 99,07 | 99,30 | requesting De | 88 | 99,09 | 98,87 | 9093 Hari | ↓ |
| PBS004 | 6,100 | 94,72 | 95,10 | requesting De | 150 | 94,71 | 94,30 | 4471 Hari | ↑ |
| PBS030 | 5,875 | 97,63 | 97,84 | requesting De | 119 | 97,71 | 97,89 | 1377 Hari | ↓ |
| PBS039 | 6,625 | 98,29 | 99,28 | requesting De | 119 | 98,35 | 98,35 | 6060 Hari | ↓ |
| PBS032 | 4,875 | 97,00 | 97,19 | requesting De | 119 | 97,03 | 96,96 | 656 Hari | ↓ |



Tim Riset:
Ryan Eka Putra - Dealer FI - Ext.7952 - ryan.ekaputra@banksumselbabel.com

Disclaimer/ Pernyataan bebas tanggung jawab: Semua data dalam lembaran ini hanya dipergunakan sebagai informasi. Kinerja masa lalu bukan merupakan indikasi kinerja masa depan atau perkiraan performa atas suatu instrumen. Informasi yang dimuat dalam lembaran ini diperoleh dari sumber yang dapat dipercaya, namun BPD Sumsel Babel tidak menjamin kelengkapan atau akurasi. Data, opini dan perkiraan yang diungkapkan dapat berubah tanpa pemberitahuan dan BPD Sumsel Babel tegas menolak setiap dan semua tanggung jawab atas pernyataan dan jaminan, tersurat maupun terisrat, yang tercantum di sini, atau yang tidak dicantumkan.