

### Fixed Income Daily Report

Monday, 23 September 2024 09:01:18

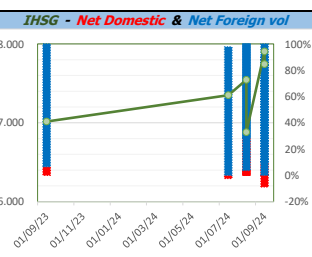
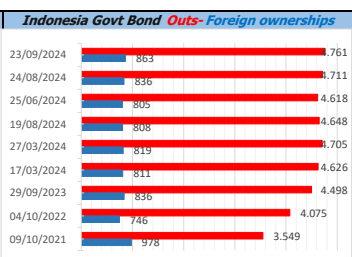
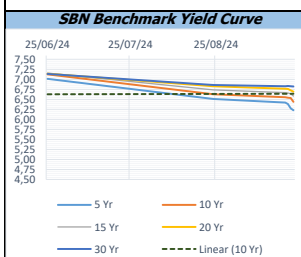
Global Market				Policy rates				
Indicator	price yesterday	TOD price	% chg.	Indicator	Date	Last	Prev.	Trend
USD/IDR Today	15150	15140	-0,07%	BI-7 DS RR		6,00	6,25	↓
SGD/IDR Spot	11733	11721	-0,10%	BI - Depfac	18/09/2024	5,25	5,50	↓
MYR/IDR Spot	3611	3593	-0,51%	BI - LF		6,75	7,00	↓
SAR/IDR Spot	4061	4036	-0,62%	US Fed's Current Range		5,00	5,50	↓
US - Dow Jones Industrial Average	42025	42063	0,09%	LPS IDR		4,25	4,25	→
Tokyo - Nikkei 225	37155	37724	1,51%	LPS USD	01/02/2024	2,25	2,25	→
Hong Kong - Hang Seng Index	18259	18378	0,65%	LPS BPR		6,75	6,75	→
Singapore - Srait Time Index STI	3625	3630	0,13%					
Indonesia - IHSG	7743	7686	-0,75%					
WTI Crude Oil Future/ barrel (Aug. 2024)	74,04	74,04	0,00%					
Gold Spot \$/Oz	2620,21	2620,59	0,01%					
Ice Newcastle Coal/ metric ton	139,50	139,50	0,00%					
Malaysia CPO Contract (MYR/Metric ton)	3930,00	3930,00	0,00%					

Indonesia Economic Data (in US\$ Billion, or percentage)					
Indicator	Date	Last	Prev.	Trend	
GDP (Gross Domestic Bruto)	30/06/2024	5,05	5,11	↓	
CPI (YoY)	31/08/2024	2,12	2,13	↓	
CPI Core (YoY)	31/08/2024	2,02	3,59	↓	
CPI (MoM)	31/07/2024	-0,03	-0,18	↑	
Trade Balance (USD Billion)	31/08/2024	\$ 2,900	\$ 501	↑	
Export Growth	31/08/2024	\$ 7,13	\$ 6,59	↓	
Import Growth	31/08/2024	\$ 9,46	\$ 11,07	↓	
Foreign Reserves	31/08/2024	\$ 150,24	\$ 145,41	↑	
Balance of Payment	30/06/2024	\$ -3,021	\$ -2,407	↓	

Foreign currency (US\$) and Money Market (Rp.)					
Tenor	Sett. Date	BID	OFFER	Gap.	
TOD	23/09/2024	15.125	15.135	10,00	
TOM	24/09/2024	15.126	15.136	10,15	
SPOT	25/09/2024	15.126	15.136	10,15	
NDF 1Mo.	25/10/2024	15.166	15.174	8,00	
D-NDF 3Mo.	27/12/2024	15.196	15.211	15,00	
1 Wk.	02/10/2024	15.130	15.141	11,16	
2 Wk.	09/10/2024	15.136	15.147	11,42	
1 Mo.	25/10/2024	15.146	15.159	13,00	
2 Mo.	25/11/2024	15.163	15.180	17,27	
3 Mo.	27/12/2024	15.195	15.210	15,00	
6 Mo.	25/03/2025	15.282	15.298	15,50	
1 Yr.	25/09/2025	15.395	15.455	60,00	

Money Market Rates (ACT/360)									
RATE	O/N	1 Wk	2 Wk	1 Mo	2 Mo	3 Mo	6 Mo	9 Mo	1 Yr
INTERBANK (IDR)	6,18%	6,33%	6,53%	6,68%	6,44%	6,78%	no data	no data	no data
INTERBANK (USD)	4,88%	4,90%	4,90%	4,93%	4,90%	4,84%	4,57%	4,32%	4,18%
<b>INDONESIA 6,18%</b>									
SIBOR (SGD)	0,10%	0,14%	no data	0,17%	0,21%	0,25%	0,35%	0,47%	0,58%
LIBOR (USD)	5,06%	no data	no data	4,97%	no data	4,95%	4,78%	no data	6,04%
JIBOR (IDR)	6,18%	6,30%	no data	6,66%	no data	6,93%	7,05%	no data	7,21%

Indonesia Government Bond									
Seri	Coupon	Bid	Offer	Bid Yield	Day(s) to Next Coupon	Last Week	Last Month	Day(s) to maturity	Trend
FR0064	6,125	99,59	99,89	6,251	51	99,60	98,98	1310 Hari	↓
FR0081	6,500	100,11	100,24	6,324	81	100,15	100,04	259 Hari	↓
FR0084	7,250	101,03	101,42	6,455	143	101,18	101,11	501 Hari	↓
FR0090	5,125	97,18	97,60	6,335	20	97,37	97,01	919 Hari	↓
FR0091	6,375	99,42	99,92	6,472	20	99,77	98,67	2721 Hari	↓
FR0092	7,125	103,88	104,53	6,745	81	103,80	103,12	6383 Hari	↑
FR0093	6,375	98,12	98,91	6,594	112	98,51	97,18	4612 Hari	↓
FR0089	6,875	100,23	100,85	6,856	143	100,57	100,18	9685 Hari	↓
FR0095	6,375	100,33	100,81	6,276	143	100,57	100,04	1401 Hari	↓
FR0096	7,000	103,63	104,00	6,432	143	103,82	102,39	3023 Hari	↓
PBS012	8,875	112,83	113,21	6,591	51	113,02	113,07	2571 Hari	↓
PBS003	6,000	98,90	99,29	6,516	112	99,10	98,58	830 Hari	↓
PBS033	6,750	99,30	100,18	6,809	81	99,74	98,00	8184 Hari	↓
PBS036	5,375	99,00	99,33	6,540	143	99,16	99,03	320 Hari	↓
PBS037	6,875	100,81	101,20	6,772	171	101,01	100,30	4132 Hari	↓
PBS029	6,375	97,80	98,18	6,692	171	97,99	97,73	3411 Hari	↓
PBS034	6,500	97,57	98,10	6,761	81	97,84	97,61	5302 Hari	↓
FR0100	6,625	101,35	101,52	6,431	143	101,39	100,03	3383 Hari	↓
FR0101	6,875	102,64	102,90	6,200	20	102,65	101,47	1640 Hari	↓
FR0102	6,875	100,60	101,06	6,827	112	100,86	100,58	10736 Hari	↓
FR0103	6,750	102,33	102,63	6,446	112	102,50	101,31	3891 Hari	↓
FR0104	6,500	101,38	101,68	6,210	112	101,58	100,29	2090 Hari	↓
FR0098	7,125	104,98	105,36	6,557	81	105,03	103,85	4942 Hari	↓
FR0097	7,125	104,59	104,90	6,690	81	104,74	103,50	6743 Hari	↓
PBS038	6,875	99,60	100,15	6,908	81	99,87	98,87	9086 Hari	↓
PBS004	6,100	94,71	95,13	6,735	143	94,92	94,30	4464 Hari	↓
PBS030	5,875	98,01	98,58	6,469	112	98,29	97,89	1370 Hari	↓
PBS039	6,625	98,18	98,81	6,807	112	98,49	98,35	6053 Hari	↓
PBS032	4,875	97,41	97,64	6,407	112	97,53	96,96	649 Hari	↓



Tim Riset:  
 Ryan Eka Putra - Dealer FI - Ext.7952 - ryan.ekaputra@banksumselbabel.com  
 Disclaimer/ Pernyataan bebas tanggung jawab: Semua data dalam lembaran ini hanya dipergunakan sebagai informasi. Kinerja masa lalu bukan merupakan indikasi kinerja masa depan atau perkiraan performa suatu instrumen. Informasi yang dimuat dalam lembaran ini diperoleh dari sumber yang dapat dipercaya, namun BPD Sumsel Babel tidak menjamin kelengkapan atau akurasi. Data, opini dan perkiraan yang diungkapkan dapat berubah tanpa pemberitahuan dan BPD Sumsel Babel tegas menolak setiap dan semua tanggung jawab dan pernyataan dan jaminan, tersurat maupun tersirat, yang bertentangan di sini, atau yang tidak dicantumkan.