

### Fixed Income Daily Report

Thursday, 26 September 2024 09:05:41

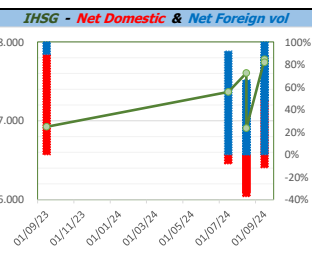
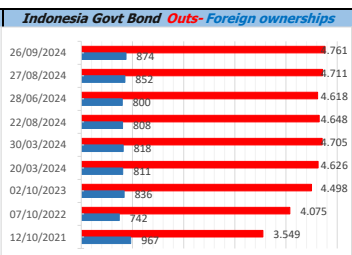
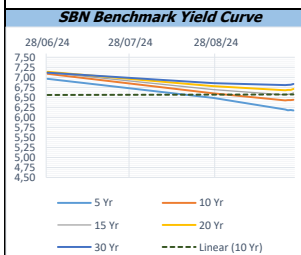
Global Market				Policy rates				
Indicator	price yesterday	TOD price	% chg.	Indicator	Date	Last	Prev.	Trend
USD/IDR Today	15100	15137	0,24%	BI-7 DS RR		6,00	6,25	↓
SGD/IDR Spot	11756	11754	-0,02%	BI - Depfac	18/09/2024	5,25	5,50	↓
MYR/IDR Spot	3652	3650	-0,07%	BI - LF		6,75	7,00	↓
SAR/IDR Spot	4035	4030	-0,12%	US Fed's Current Range		5,00	5,50	↓
US - Dow Jones Industrial Average	42208	41915	-0,70%	LPS IDR		4,25	4,25	→
Tokyo - Nikkei 225	37870	38697	2,14%	LPS USD	01/02/2024	2,25	2,25	→
Hong Kong - Hang Seng Index	19129	19296	0,87%	LPS BPR		6,75	6,75	→
Singapore - Srait Time Index STI	3583	3598	0,41%					
Indonesia - IHSG	7741	7695	-0,60%					
WTI Crude Oil Future/ barrel (Aug. 2024)	74,04	74,04	0,00%					
Gold Spot \$/Oz	2658,85	2659,18	0,01%					
Ice Newcastle Coal/ metric ton	139,50	139,75	0,18%					
Malaysia CPO Contract (MYR/Metric ton)	3930,00	3930,00	0,00%					

Indonesia Economic Data (in US\$ Billion, or percentage)					
Indicator	Date	Last	Prev.	Trend	
GDP (Gross Domestic Bruto)	30/06/2024	5,05	5,11	↓	
CPI (YoY)	31/08/2024	2,12	2,13	↓	
CPI Core (YoY)	31/08/2024	2,02	3,59	↓	
CPI (MoM)	31/07/2024	-0,03	-0,18	↑	
Trade Balance (USD Billion)	31/08/2024	\$ 2.900	\$ 501	↑	
Export Growth	31/08/2024	\$ 7,13	\$ 6,59	↓	
Import Growth	31/08/2024	\$ 9,46	\$ 11,07	↓	
Foreign Reserves	31/08/2024	\$ 150,24	\$ 145,41	↑	
Balance of Payment	30/06/2024	\$ -3.021	\$ -2.407	↓	

Foreign currency (US\$) and Money Market (Rp.)				
Tenor	Sett. Date	BID	OFFER	Gap.
TOD	26/09/2024	15.083	15.088	5,00
TOM	27/09/2024	15.084	15.089	5,23
SPOT	30/09/2024	15.084	15.089	5,23
NDF 1Mo.	31/10/2024	15.152	15.162	10,00
D-NDF 3Mo.	31/12/2024	15.182	15.201	19,00
1 Wk.	07/10/2024	15.088	15.094	5,91
2 Wk.	15/10/2024	15.091	15.098	7,00
1 Mo.	31/10/2024	15.103	15.110	7,00
2 Mo.	29/11/2024	15.122	15.132	10,13
3 Mo.	31/12/2024	15.145	15.153	8,00
6 Mo.	28/03/2025	15.216	15.233	17,50
1 Yr.	30/09/2025	15.383	15.398	15,00

Money Market Rates (ACT/360)									
RATE	O/N	1 Wk	2 Wk	1 Mo	2 Mo	3 Mo	6 Mo	9 Mo	1 Yr
INTERBANK (IDR)	6,13%	6,40%	6,63%	6,68%	6,78%	6,93%	no data	no data	no data
INTERBANK (USD)	4,86%	4,88%	4,90%	4,93%	4,86%	4,75%	4,53%	4,31%	4,14%
<b>INDONESIA</b>	<b>6,13%</b>								
SIBOR (SGD)	0,10%	0,14%	no data	0,17%	0,21%	0,25%	0,35%	0,47%	0,58%
LIBOR (USD)	5,06%	no data	no data	4,97%	no data	4,92%	4,74%	no data	6,04%
JIBOR (IDR)	6,13%	6,31%	no data	6,65%	no data	6,93%	7,05%	no data	7,20%

Indonesia Government Bond									
Seri	Coupon	Bid	Offer	Bid Yield	Day(s) to Next Coupon	Last Week	Last Month	Day(s) to maturity	Trend
FR0064	6,125	99,59	99,91	6,250	46	99,60	98,98	1305 Hari	↓
FR0081	6,500	100,25	100,41	6,117	76	100,15	100,04	254 Hari	↑
FR0084	7,250	101,22	101,61	6,306	138	101,18	101,11	496 Hari	↑
FR0090	5,125	97,44	97,85	6,226	15	97,37	97,01	914 Hari	↓
FR0091	6,375	99,65	99,90	6,433	15	99,77	98,67	2716 Hari	↓
FR0092	7,125	104,06	104,48	6,728	76	103,80	103,12	6378 Hari	↑
FR0093	6,375	98,12	98,98	6,593	107	97,64	97,41	4607 Hari	↓
FR0089	6,875	100,17	100,86	6,860	138	100,57	100,18	9681 Hari	↓
FR0095	6,375	100,43	100,88	6,246	138	100,57	100,04	1396 Hari	↓
FR0096	7,000	103,60	103,96	6,436	138	103,82	102,39	3018 Hari	↓
PBS012	8,875	112,76	113,26	6,602	46	113,04	113,04	2566 Hari	↓
PBS003	6,000	99,22	99,55	6,365	107	99,10	98,58	826 Hari	↓
PBS033	6,750	99,17	99,79	6,821	76	99,74	98,00	8179 Hari	↓
PBS036	5,375	99,08	99,39	6,451	138	99,16	99,03	315 Hari	↓
PBS037	6,875	100,81	101,22	6,772	166	101,01	100,30	4127 Hari	↓
PBS029	6,375	97,88	98,25	6,681	166	97,99	97,73	3406 Hari	↓
PBS034	6,500	97,77	98,36	6,740	76	97,84	97,61	5297 Hari	↓
FR0100	6,625	101,27	101,45	6,441	138	101,39	100,03	3378 Hari	↓
FR0101	6,875	102,76	103,01	6,170	15	102,65	101,47	1635 Hari	↑
FR0102	6,875	100,50	100,90	6,835	107	100,86	100,58	10731 Hari	↓
FR0103	6,750	102,24	102,47	6,457	107	102,50	101,31	3886 Hari	↓
FR0104	6,500	101,38	101,66	6,211	107	101,58	100,29	2085 Hari	↓
FR0098	7,125	104,55	104,96	6,614	76	105,03	103,85	4937 Hari	↓
FR0097	7,125	104,35	104,65	6,712	76	104,74	103,50	6738 Hari	↓
PBS038	6,875	100,07	100,28	6,868	76	99,87	98,87	9081 Hari	↑
PBS004	6,100	95,43	95,91	6,647	138	94,92	94,30	4459 Hari	↑
PBS030	5,875	97,83	98,50	6,526	107	98,29	97,89	1365 Hari	↓
PBS039	6,625	98,34	99,06	6,791	107	98,49	98,35	6048 Hari	↓
PBS032	4,875	97,66	97,82	6,266	107	97,53	96,96	644 Hari	↑



Tim Riset:  
 Ryan Eka Putra - Dealer FI - Ext.7952 - ryan.ekaputra@banksumselbabel.com  
 Disclaimer/ Pernyataan bebas tanggung jawab: Semua data dalam lembaran ini hanya dipergunakan sebagai informasi. Kinerja masa lalu bukan merupakan indikasi kinerja masa depan atau perkiraan performa atas suatu instrumen. Informasi yang dimuat dalam lembaran ini diperoleh dari sumber yang dapat dipercaya, namun BPD Sumsel Babel tidak menjamin kelengkapan atau akurasi. Data, opini dan perkiraan yang diungkapkan dapat berubah tanpa pemberitahuan dan BPD Sumsel Babel tegas menolak setiap dan semua tanggung jawab dan jaminan, tersurat maupun tersirat, yang bertentangan di sini, atau yang tidak dicantumkan.