

### Fixed Income Daily Report

Friday, 27 September 2024 09:00:48

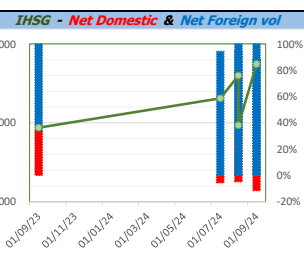
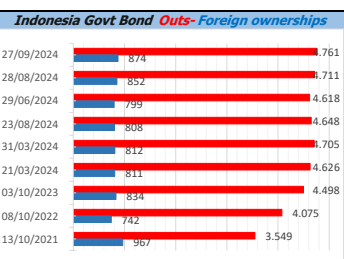
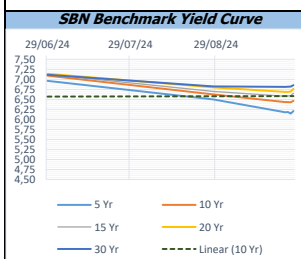
Global Market				Policy rates				
Indicator	price yesterday	TOD price	% chg.	Indicator	Date	Last	Prev.	Trend
USD/IDR Today	15100	15166	0,44%	BI-7 DS RR		6,00	6,25	↓
SGD/IDR Spot	11756	11775	0,16%	BI - Depfac	18/09/2024	5,25	5,50	↓
MYR/IDR Spot	3652	3666	0,39%	BI - LF		6,75	7,00	↓
SAR/IDR Spot	4032	4043	0,27%	US Fed's Current Range		5,00	5,50	↓
US - Dow Jones Industrial Average	41915	42175	0,62%	LPS IDR		4,25	4,25	↔
Tokyo - Nikkei 225	38926	39166	0,61%	LPS USD	01/02/2024	2,25	2,25	↔
Hong Kong - Hang Seng Index	19925	20287	1,79%	LPS BPR		6,75	6,75	↔
Singapore - Srait Time Index STI	3582	3567	-0,44%					
Indonesia - IHSG	7745	7725	-0,25%					
WTI Crude Oil Future/ barrel (Aug. 2024)	74,04	74,04	0,00%					
Gold Spot \$/Oz	2669,45	2669,81	0,01%					
Ice Newcastle Coal/ metric ton	139,75	139,60	-0,11%					
Malaysia CPO Contract (MYR/Metric ton)	3930,00	3930,00	0,00%					

Foreign currency (US\$) and Money Market (Rp.)				
Tenor	Sett. Date	BID	OFFER	Gap.
TOD	27/09/2024	15.175	15.180	5,00
TOM	28/09/2024	15.176	15.181	5,34
SPOT	01/10/2024	15.176	15.181	5,34
NDF 1Mo.	01/11/2024	15.133	15.138	5,00
D-NDF 3Mo.	02/01/2025	15.166	15.197	31,00
1 Wk.	08/10/2024	15.179	15.185	5,85
2 Wk.	15/10/2024	15.183	15.190	7,00
1 Mo.	01/11/2024	15.194	15.201	7,00
2 Mo.	02/12/2024	15.209	15.222	12,70
3 Mo.	02/01/2025	15.235	15.244	9,47
6 Mo.	02/04/2025	15.313	15.335	22,50
1 Yr.	01/10/2025	15.475	15.500	25,00

Indonesia Economic Data (in US\$ Billion, or percentage)				
Indicator	Date	Last	Prev.	Trend
GDP (Gross Domestic Bruto)	30/06/2024	5,05	5,11	↓
CPI (YoY)	31/08/2024	2,12	2,13	↓
CPI Core (YoY)	31/08/2024	2,02	3,59	↓
CPI (MoM)	31/07/2024	-0,03	-0,18	↑
Trade Balance (USD Billion)	31/08/2024	\$ 2.900	\$ 501	↑
Export Growth	31/08/2024	\$ 7,13	\$ 6,59	↓
Import Growth	31/08/2024	\$ 9,46	\$ 11,07	↓
Foreign Reserves	31/08/2024	\$ 150,24	\$ 145,41	↑
Balance of Payment	30/06/2024	\$ -3.021	\$ -2.407	↓

Money Market Rates (ACT/360)									
RATE	O/N	1 Wk	1 Mo	2 Mo	3 Mo	6 Mo	9 Mo	1 Yr	
INTERBANK (IDR)	6,16%	6,40%	6,55%	6,68%	6,78%	6,93%	no data	no data	no data
INTERBANK (USD)	4,88%	4,86%	4,90%	4,93%	4,86%	4,80%	4,54%	4,36%	4,16%
<b>INDONESIA</b>	<b>6,16%</b>								
SIBOR (SGD)	0,10%	0,14%	no data	0,17%	0,21%	0,25%	0,35%	0,47%	0,58%
LIBOR (USD)	5,06%	no data	no data	4,97%	no data	4,90%	4,71%	no data	6,04%
JIBOR (IDR)	6,16%	6,31%	no data	6,65%	no data	6,92%	7,05%	no data	7,20%

Indonesia Government Bond									
Seri	Coupon	Bid	Offer	Bid Yield	Day(s) to Next Coupon	Last Week	Last Month	Day(s) to maturity	Trend
FR0064	6,125	99,59	99,89	6,254	45	99,60	98,98	1304 Hari	↓
FR0081	6,500	100,25	100,39	6,108	75	100,15	100,04	253 Hari	↑
FR0084	7,250	101,28	101,63	6,257	137	101,18	101,11	495 Hari	↑
FR0090	5,125	97,35	97,79	6,267	14	97,37	97,01	913 Hari	↓
FR0091	6,375	99,49	99,79	6,462	14	99,77	98,67	2715 Hari	↓
FR0092	7,125	103,84	104,30	6,749	75	103,80	103,12	6377 Hari	↑
FR0093	6,375	97,98	98,81	6,610	106	97,64	97,41	4606 Hari	↑
FR0089	6,875	100,12	100,82	6,865	137	100,57	100,18	9680 Hari	↓
FR0095	6,375	100,38	100,82	6,264	137	100,57	100,04	1395 Hari	↓
FR0096	7,000	103,49	103,86	6,457	137	103,82	102,39	3017 Hari	↓
PBS012	8,875	112,76	113,26	6,602	45	113,04	113,04	2565 Hari	↓
PBS003	6,000	99,20	99,55	6,375	106	99,10	98,58	825 Hari	↑
PBS033	6,750	99,15	99,77	6,823	75	99,74	98,00	8178 Hari	↓
PBS036	5,375	98,81	99,38	6,792	137	99,16	99,03	314 Hari	↓
PBS037	6,875	100,81	101,22	6,772	165	101,01	100,30	4126 Hari	↓
PBS029	6,375	97,87	98,25	6,681	165	97,99	97,73	3405 Hari	↓
PBS034	6,500	97,77	98,37	6,740	75	97,84	97,61	5296 Hari	↓
FR0100	6,625	101,05	101,29	6,476	137	101,39	100,03	3377 Hari	↓
FR0101	6,875	102,59	102,81	6,225	14	102,65	101,47	1634 Hari	↓
FR0102	6,875	100,27	100,75	6,853	106	100,86	100,58	10730 Hari	↓
FR0103	6,750	102,05	102,28	6,486	106	102,50	101,31	3885 Hari	↓
FR0104	6,500	101,25	101,55	6,239	106	101,58	100,29	2084 Hari	↓
FR0098	7,125	104,15	104,60	6,657	75	105,03	103,85	4936 Hari	↓
FR0097	7,125	103,80	104,21	6,763	75	104,74	103,50	6737 Hari	↓
PBS038	6,875	99,96	100,36	6,877	75	99,87	98,87	9080 Hari	↑
PBS004	6,100	95,35	95,85	6,657	137	94,92	94,30	4458 Hari	↑
PBS030	5,875	98,46	98,73	6,336	106	98,29	97,89	1364 Hari	↑
PBS039	6,625	98,43	99,18	6,782	106	98,49	98,35	6047 Hari	↓
PBS032	4,875	97,61	97,84	6,318	106	97,53	96,96	643 Hari	↑



Tim Riset:  
 Ryan Eka Putra - Dealer FI - Ext.7952 - ryan.ekaputra@banksumselbabel.com  
 Disclaimer/ Pernyataan bebas tanggung jawab: Semua data dalam lembaran ini hanya dipergunakan sebagai informasi. Kinerja masa lalu bukan merupakan indikasi kinerja masa depan atau perkiraan performa suatu instrumen. Informasi yang dimuat dalam lembaran ini diperoleh dari sumber yang dapat dipercaya, namun BPD Sumsel Babel tidak menjamin kelengkapan atau akurasi. Data, opini dan perkiraan yang diungkapkan dapat berubah tanpa pemberitahuan dan BPD Sumsel Babel tegas menolak setiap dan semua tanggung jawab dan jaminan, tersurat maupun tersirat, yang bertentangan di sini, atau yang tidak dicantumkan.