

### Fixed Income Daily Report

Monday, 30 September 2024 08:59:57

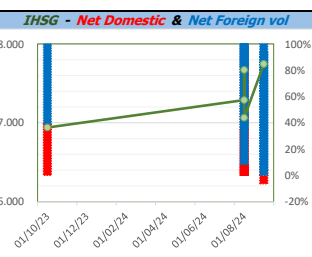
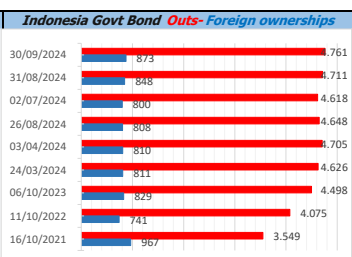
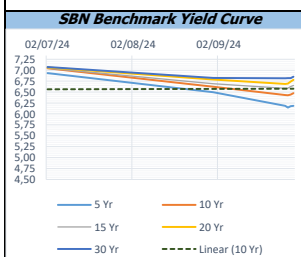
| Global Market                            |                 |           |        | Policy rates           |            |      |       |       |
|--|-----------------|-----------|--------|------------------------|------------|------|-------|-------|
| Indicator                                | price yesterday | TOD price | % chg. | Indicator              | Date       | Last | Prev. | Trend |
| USD/IDR Today                            | 15166           | 15125     | -0,27% | BI-7 DS RR             |            | 6,00 | 6,25  | ↓     |
| SGD/IDR Spot                             | 11775           | 11778     | 0,03%  | BI - Depfac            | 18/09/2024 | 5,25 | 5,50  | ↓     |
| MYR/IDR Spot                             | 3666            | 3670      | 0,10%  | BI - LF                |            | 6,75 | 7,00  | ↓     |
| SAR/IDR Spot                             | 4032            | 4032      | 0,00%  | US Fed's Current Range |            | 5,00 | 5,50  | ↓     |
| US - Dow Jones Industrial Average        | 42175           | 42313     | 0,33%  | LPS IDR                |            | 4,25 | 4,25  | →     |
| Tokyo - Nikkei 225                       | 39830           | 38180     | -4,32% | LPS USD                | 01/02/2024 | 2,25 | 2,25  | →     |
| Hong Kong - Hang Seng Index              | 20632           | 20980     | 1,66%  | LPS BPR                |            | 6,75 | 6,75  | →     |
| Singapore - Srait Time Index STI         | 3573            | 3586      | 0,35%  |                        |            |      |       |       |
| Indonesia - IHSG                         | 7745            | 7697      | -0,62% |                        |            |      |       |       |
| WTI Crude Oil Future/ barrel (Aug. 2024) | 74,04           | 74,04     | 0,00%  |                        |            |      |       |       |
| Gold Spot \$/Oz                          | 2652,81         | 2653,18   | 0,01%  |                        |            |      |       |       |
| Ice Newcastle Coal/ metric ton           | 143,45          | 144,75    | 0,90%  |                        |            |      |       |       |
| Malaysia CPO Contract (MYR/Metric ton)   | 3930,00         | 3930,00   | 0,00%  |                        |            |      |       |       |

| Indonesia Economic Data (in US\$ Billion, or percentage) |            |           |           |       |  |
|--|------------|-----------|-----------|-------|--|
| Indicator  | Date       | Last      | Prev.     | Trend |  |
| GDP (Gross Domestic Bruto)                               | 30/06/2024 | 5,05      | 5,11      | ↓     |  |
| CPI (YoY)  | 31/08/2024 | 2,12      | 2,13      | ↓     |  |
| CPI Core (YoY)   | 31/08/2024 | 2,02      | 3,59      | ↓     |  |
| CPI (MoM)  | 31/07/2024 | -0,03     | -0,18     | ↑     |  |
| Trade Balance (USD Billion)                              | 31/08/2024 | \$ 2.900  | \$ 501    | ↑     |  |
| Export Growth  | 31/08/2024 | \$ 7,13   | \$ 6,59   | ↓     |  |
| Import Growth  | 31/08/2024 | \$ 9,46   | \$ 11,07  | ↓     |  |
| Foreign Reserves   | 31/08/2024 | \$ 150,24 | \$ 145,41 | ↑     |  |
| Balance of Payment                                       | 30/06/2024 | \$ -3.021 | \$ -2.407 | ↓     |  |

| Foreign currency (US\$) and Money Market (Rp.) |            |        |        |       |  |
|--|------------|--------|--------|-------|--|
| Tenor  | Sett. Date | BID    | OFFER  | Gap.  |  |
| TOD  | 30/09/2024 | 15.125 | 15.130 | 5,00  |  |
| TOM  | 01/10/2024 | 15.125 | 15.131 | 5,30  |  |
| SPOT   | 02/10/2024 | 15.125 | 15.131 | 5,30  |  |
| NDF 1Mo.                                       | 04/11/2024 | 15.135 | 15.144 | 9,00  |  |
| D-NDF 3Mo.                                     | 02/01/2025 | 15.167 | 15.181 | 14,00 |  |
| 1 Wk.  | 09/10/2024 | 15.129 | 15.135 | 5,84  |  |
| 2 Wk.  | 16/10/2024 | 15.133 | 15.141 | 7,88  |  |
| 1 Mo.  | 04/11/2024 | 15.142 | 15.152 | 10,00 |  |
| 2 Mo.  | 02/12/2024 | 15.156 | 15.169 | 12,85 |  |
| 3 Mo.  | 02/01/2025 | 15.181 | 15.190 | 9,00  |  |
| 6 Mo.  | 02/04/2025 | 15.255 | 15.275 | 20,00 |  |
| 1 Yr.  | 02/10/2025 | 15.395 | 15.440 | 45,00 |  |

| Money Market Rates (ACT/360) |              |         |         |       |         |       |         |         |         |
|------------------------------|--------------|---------|---------|-------|---------|-------|---------|---------|---------|
| RATE                         | O/N          | 1 Wk    | 2 Wk    | 1 Mo  | 2 Mo    | 3 Mo  | 6 Mo    | 9 Mo    | 1 Yr    |
| INTERBANK (IDR)              | 6,13%        | 6,40%   | 6,55%   | 6,68% | 6,40%   | 6,75% | no data | no data | no data |
| INTERBANK (USD)              | 4,88%        | 4,88%   | 4,90%   | 4,91% | 4,84%   | 4,78% | 4,49%   | 4,30%   | 4,11%   |
| <b>INDONESIA</b>             | <b>6,13%</b> |         |         |       |         |       |         |         |         |
| SIBOR (SGD)                  | 0,10%        | 0,14%   | no data | 0,17% | 0,21%   | 0,25% | 0,35%   | 0,47%   | 0,58%   |
| LIBOR (USD)                  | 5,06%        | no data | no data | 4,96% | no data | 4,85% | 4,69%   | no data | 6,04%   |
| JIBOR (IDR)                  | 6,13%        | 6,31%   | no data | 6,65% | no data | 6,92% | 7,05%   | no data | 7,20%   |

| Indonesia Government Bond |        |        |        |           |                       |           |            |                    |         |
|---------------------------|--------|--------|--------|-----------|-----------------------|-----------|------------|--------------------|---------|
| Seri                      | Coupon | Bid    | Offer  | Bid Yield | Day(s) to Next Coupon | Last Week | Last Month | Day(s) to maturity | Trend   |
| FR0064                    | 6,125  | 99,63  | 99,87  | 6,225     | 44                    | 99,77     | 98,98      | 1303 Hari          | ↓       |
| FR0081                    | 6,500  | 100,27 | 100,36 | 6,084     | 74                    | 100,33    | 100,04     | 252 Hari           | ↓       |
| FR0084                    | 7,250  | 101,26 | 101,64 | 6,274     | 136                   | 101,45    | 101,11     | 494 Hari           | ↓       |
| FR0090                    | 5,125  | 97,28  | 97,75  | 6,299     | 13                    | 97,57     | 97,01      | 912 Hari           | ↓       |
| FR0091                    | 6,375  | 99,56  | 99,82  | 6,445     | 13                    | 99,70     | 98,67      | 2714 Hari          | ↓       |
| FR0092                    | 7,125  | 103,90 | 104,31 | 6,743     | 74                    | 104,10    | 103,12     | 6376 Hari          | ↓       |
| FR0093                    | 6,375  | 97,95  | 98,80  | 6,613     | 105                   | 98,38     | 97,41      | 4605 Hari          | ↓       |
| FR0089                    | 6,875  | 100,10 | 100,80 | 6,866     | 136                   | 100,45    | 100,18     | 9679 Hari          | ↓       |
| FR0095                    | 6,375  | 100,44 | 100,83 | 6,229     | 136                   | 100,62    | 100,04     | 1394 Hari          | ↓       |
| FR0096                    | 7,000  | 103,56 | 103,80 | 6,444     | 136                   | 103,67    | 102,39     | 3016 Hari          | ↓       |
| PBS012                    | 8,875  | 113,07 | 113,50 | 6,547     | 44                    | 113,28    | 113,07     | 2564 Hari          | ↓       |
| PBS003                    | 6,000  | 99,20  | 99,55  | 6,375     | 105                   | #N/A      | 98,58      | 824 Hari           | #VALUE! |
| PBS033                    | 6,750  | 98,96  | 99,58  | 6,839     | 74                    | 99,27     | 98,00      | 8177 Hari          | ↓       |
| PBS036                    | 5,375  | 98,82  | 99,39  | 6,783     | 136                   | 99,10     | 99,03      | 313 Hari           | ↓       |
| PBS037                    | 6,875  | 100,81 | 101,23 | 6,772     | 164                   | 101,02    | 100,30     | 4125 Hari          | ↓       |
| PBS029                    | 6,375  | 97,87  | 98,25  | 6,681     | 164                   | 98,06     | 97,73      | 3404 Hari          | ↓       |
| PBS034                    | 6,500  | 97,67  | 98,28  | 6,751     | 74                    | 97,98     | 97,61      | 5295 Hari          | ↓       |
| FR0100                    | 6,625  | 101,12 | 101,44 | 6,462     | 136                   | 101,24    | 100,03     | 3376 Hari          | ↓       |
| FR0101                    | 6,875  | 102,70 | 102,95 | 6,183     | 13                    | 102,82    | 101,47     | 1633 Hari          | ↓       |
| FR0102                    | 6,875  | 100,26 | 100,73 | 6,853     | 105                   | 100,49    | 100,58     | 10729 Hari         | ↓       |
| FR0103                    | 6,750  | 102,04 | 102,30 | 6,483     | 105                   | 102,18    | 101,31     | 3884 Hari          | ↓       |
| FR0104                    | 6,500  | 101,40 | 101,68 | 6,205     | 105                   | 101,54    | 100,29     | 2083 Hari          | ↓       |
| FR0098                    | 7,125  | 104,23 | 104,47 | 6,648     | 74                    | 104,38    | 103,85     | 4935 Hari          | ↓       |
| FR0097                    | 7,125  | 103,58 | 103,95 | 6,783     | 74                    | 103,81    | 103,50     | 6736 Hari          | ↓       |
| PBS038                    | 6,875  | 99,97  | 100,32 | 6,877     | 74                    | 100,14    | 98,87      | 9079 Hari          | ↓       |
| PBS004                    | 6,100  | 95,32  | 95,77  | 6,660     | 136                   | 95,55     | 94,30      | 4457 Hari          | ↓       |
| PBS030                    | 5,875  | 98,51  | 98,69  | 6,320     | 105                   | 98,60     | 97,89      | 1363 Hari          | ↓       |
| PBS039                    | 6,625  | 98,27  | 98,95  | 6,798     | 105                   | 98,61     | 98,35      | 6046 Hari          | ↓       |
| PBS032                    | 4,875  | 97,58  | 97,84  | 6,318     | 105                   | 97,71     | 96,96      | 642 Hari           | ↓       |



Tim Riset:  
 Ryan Eka Putra - Dealer FI - Ext.7952 - ryan.ekaputra@banksmselbabel.com  
 Disclaimer/ Pernyataan bebas tanggung jawab: Semua data dalam lembaran ini hanya dipergunakan sebagai informasi. Kinerja masa lalu bukan merupakan indikasi kinerja masa depan atau perkiraan performa suatu instrumen. Informasi yang dimuat dalam lembaran ini diperoleh dari sumber yang dapat dipercaya, namun BPD Sumsel Babel tidak menjamin kelengkapan atau akurasi. Data, opini dan perkiraan yang diungkapkan dapat berubah tanpa pemberitahuan dan BPD Sumsel Babel tegas menolak setiap dan semua tanggung jawab atas pernyataan dan jaminan, tersurat maupun tersirat, yang tercantum di sini, atau yang tidak dicantumkan.