

### Fixed Income Daily Report

Tuesday, 01 October 2024 09:00:20

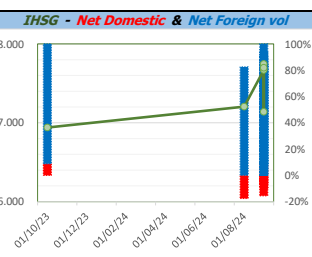
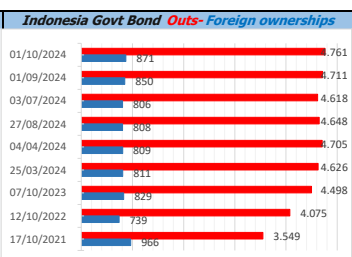
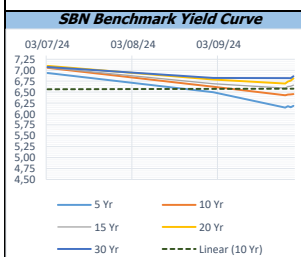
Global Market				Policy rates				
Indicator	price yesterday	TOD price	% chg.	Indicator	Date	Last	Prev.	Trend
USD/IDR Today	15125	15140	0,10%	BI-7 DS RR		6,00	6,25	↓
SGD/IDR Spot	11778	11824	0,38%	BI - Depfac	18/09/2024	5,25	5,50	↓
MYR/IDR Spot	3670	3676	0,18%	BI - LF		6,75	7,00	↓
SAR/IDR Spot	4036	4036	0,00%	US Fed's Current Range		5,00	5,50	↓
US - Dow Jones Industrial Average	42313	42330	0,04%	LPS IDR		4,25	4,25	→
Tokyo - Nikkei 225	37920	38501	1,51%	LPS USD	01/02/2024	2,25	2,25	→
Hong Kong - Hang Seng Index	20632	21134	2,37%	LPS BPR		6,75	6,75	→
Singapore - Srait Time Index STI	3585	3600	0,41%					
Indonesia - IHSG	7697	7528	-2,24%					
WTI Crude Oil Future/ barrel (Aug. 2024)	74,04	74,04	0,00%					
Gold Spot \$/Oz	2636,98	2637,36	0,01%					
Ice Newcastle Coal/ metric ton	144,75	145,10	0,24%					
Malaysia CPO Contract (MYR/Metric ton)	3930,00	3930,00	0,00%					

Indonesia Economic Data (in US\$ Billion, or percentage)					
Indicator	Date	Last	Prev.	Trend	
GDP (Gross Domestic Bruto)	30/06/2024	5,05	5,11	↓	
CPI (YoY)	31/08/2024	2,12	2,13	↓	
CPI Core (YoY)	31/08/2024	2,02	3,59	↓	
CPI (MoM)	31/07/2024	-0,03	-0,18	↑	
Trade Balance (USD Billion)	31/08/2024	\$ 2.900	\$ 501	↑	
Export Growth	31/08/2024	\$ 7,13	\$ 6,59	↓	
Import Growth	31/08/2024	\$ 9,46	\$ 11,07	↓	
Foreign Reserves	31/08/2024	\$ 150,24	\$ 145,41	↑	
Balance of Payment	30/06/2024	\$ -3.021	\$ -2.407	↓	

Foreign currency (US\$) and Money Market (Rp.)					
Tenor	Sett. Date	BID	OFFER	Gap.	
TOD	01/10/2024	15.140	15.150	10,00	
TOM	02/10/2024	15.140	15.151	10,22	
SPOT	03/10/2024	15.140	15.151	10,22	
NDF 1Mo.	04/11/2024	15.205	15.225	20,00	
D-NDF 3Mo.	03/01/2025	15.218	15.258	40,00	
1 Wk.	10/10/2024	15.144	15.155	10,91	
2 Wk.	17/10/2024	15.149	15.161	12,00	
1 Mo.	04/11/2024	15.159	15.171	12,00	
2 Mo.	03/12/2024	15.173	15.188	15,50	
3 Mo.	03/01/2025	15.192	15.208	16,00	
6 Mo.	03/04/2025	15.270	15.295	25,00	
1 Yr.	03/10/2025	15.415	15.450	35,00	

Money Market Rates (ACT/360)									
RATE	O/N	1 Wk	2 Wk	1 Mo	2 Mo	3 Mo	6 Mo	9 Mo	1 Yr
INTERBANK (IDR)	6,17%	6,35%	6,55%	6,74%	6,78%	6,93%	no data	no data	no data
INTERBANK (USD)	4,88%	4,89%	4,90%	4,94%	4,83%	4,80%	4,53%	4,35%	4,18%
<b>INDONESIA</b>	<b>6,17%</b>								
SIBOR (SGD)	0,10%	0,14%	no data	0,17%	0,21%	0,25%	0,35%	0,47%	0,58%
LIBOR (USD)	5,06%	no data	no data	4,96%	no data	4,85%	4,69%	no data	6,04%
JIBOR (IDR)	6,17%	6,32%	no data	6,66%	no data	6,92%	7,05%	no data	7,21%

Indonesia Government Bond									
Seri	Coupon	Bid	Offer	Bid Yield	Day(s) to Next Coupon	Last Week	Last Month	Day(s) to maturity	Trend
FR0064	6,125	99,56	99,91	6,263	43	99,77	99,77	1302 Hari	↓
FR0081	6,500	100,27	100,39	6,099	73	100,33	100,34	252 Hari	↓
FR0084	7,250	101,27	101,62	6,260	135	101,45	101,45	493 Hari	↓
FR0090	5,125	97,35	97,80	6,277	12	97,57	97,56	911 Hari	↓
FR0091	6,375	99,83	100,11	6,405	12	99,70	99,96	2713 Hari	↑
FR0092	7,125	103,80	104,25	6,757	73	104,10	104,01	6375 Hari	↓
FR0093	6,375	98,06	98,98	6,608	104	98,38	98,47	4604 Hari	↓
FR0089	6,875	100,05	100,79	6,873	135	100,45	100,42	9678 Hari	↓
FR0095	6,375	100,39	100,88	6,259	135	100,62	100,65	1393 Hari	↓
FR0096	7,000	103,64	103,89	6,434	135	103,67	103,75	3015 Hari	↓
PBS012	8,875	113,06	113,49	6,548	43	113,28	113,28	2563 Hari	↓
PBS003	6,000	99,25	99,49	6,353	104	99,37	99,37	823 Hari	↓
PBS033	6,750	98,77	99,58	6,856	73	99,27	99,17	8176 Hari	↓
PBS036	5,375	99,04	99,42	6,519	135	99,10	99,23	312 Hari	↓
PBS037	6,875	100,81	101,23	6,772	163	101,02	101,02	4124 Hari	↓
PBS029	6,375	97,67	98,05	6,712	163	98,06	97,86	3403 Hari	↓
PBS034	6,500	97,69	98,31	6,748	73	97,98	98,00	5294 Hari	↓
FR0100	6,625	101,21	101,44	6,450	135	101,24	101,30	3375 Hari	↓
FR0101	6,875	102,70	102,93	6,203	12	102,82	102,81	1632 Hari	↓
FR0102	6,875	100,15	100,74	6,864	104	100,49	100,46	10728 Hari	↓
FR0103	6,750	102,03	102,26	6,484	104	102,18	102,16	3883 Hari	↓
FR0104	6,500	101,35	101,60	6,225	104	101,54	101,48	2082 Hari	↓
FR0098	7,125	104,12	104,47	6,653	73	104,38	104,30	4934 Hari	↓
FR0097	7,125	103,28	103,72	6,812	73	103,81	103,51	6735 Hari	↓
PBS038	6,875	100,10	100,31	6,872	73	100,14	100,21	9078 Hari	↓
PBS004	6,100	95,49	95,95	6,639	135	95,55	95,72	4456 Hari	↓
PBS030	5,875	98,56	98,75	6,305	104	98,60	98,66	1362 Hari	↓
PBS039	6,625	98,27	98,95	6,798	104	98,61	98,61	6045 Hari	↓
PBS032	4,875	97,68	97,81	6,261	104	97,71	97,75	641 Hari	↓



Tim Riset:  
 Ryan Eka Putra - Dealer FI - Ext.7952 - ryan.ekaputra@banksumselbabel.com  
 Disclaimer/ Pernyataan bebas tanggung jawab: Semua data dalam lembaran ini hanya dipergunakan sebagai informasi. Kinerja masa lalu bukan merupakan indikasi kinerja masa depan atau perkiraan performa atas suatu instrumen. Informasi yang dimuat dalam lembaran ini diperoleh dari sumber yang dapat dipercaya, namun BPD Sumsel Babel tidak menjamin kelengkapan atau akurasi. Data, opini dan perkiraan yang diungkapkan dapat berubah tanpa pemberitahuan dan BPD Sumsel Babel tegas menolak setiap dan semua tanggung jawab atas pernyataan dan jaminan, tersurat maupun tersirat, yang tercantum di sini, atau yang tidak dicantumkan.