

Fixed Income Daily Report

Friday, 01 November 2024 09:03:08

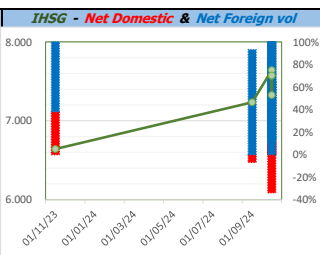
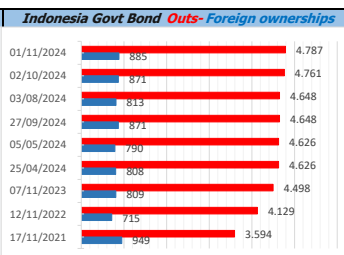
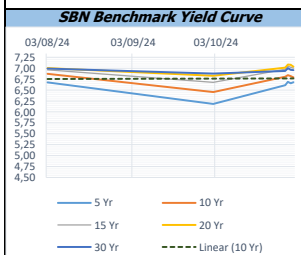
Global Market				Policy rates				
Indicator	price yesterday	TOD price	% chg.	Indicator	Date	Last	Prev.	Trend
USD/IDR Today	15700	15697	-0,02%	BI-7 DS RR		6,00	6,25	↓
SGD/IDR Spot	11859	11879	0,17%	BI - Depfac	16/10/2024	5,25	5,50	↓
MYR/IDR Spot	3606	3580	-0,71%	BI - LF		6,75	7,00	↓
SAR/IDR Spot	4180	4183	0,07%	US Fed's Current Range		5,00	5,50	↓
US - Dow Jones Industrial Average	42142	41763	-0,91%	LPS IDR		4,25	4,25	↔
Tokyo - Nikkei 225	39081	38296	-2,05%	LPS USD	01/02/2024	2,25	2,25	↔
Hong Kong - Hang Seng Index	20317	20448	0,64%	LPS BPR		6,75	6,75	↔
Singapore - Srait Time Index STI	3559	3537	-0,62%					
Indonesia - IHSG	7574	7560	-0,18%					
WTI Crude Oil Future/ barrel (Aug. 2024)	71,92	71,92	0,00%					
Gold Spot \$/Oz	2749,60	2749,91	0,01%					
Ice Newcastle Coal/ metric ton	145,00	144,05	-0,66%					
Malaysia CPO Contract (MYR/Metric ton)	4350,00	4350,00	0,00%					

Indonesia Economic Data (in US\$ Billion, or percentage)					
Indicator	Date	Last	Prev.	Trend	
GDP (Gross Domestic Bruto)	30/06/2024	5,05	5,11	↓	
CPI (YoY)	30/09/2024	1,84	2,12	↓	
CPI Core (YoY)	30/09/2024	2,09	3,47	↓	
CPI (MoM)	31/08/2024	-0,12	-0,03	↓	
Trade Balance (USD Billion)	30/09/2024	\$ 3.257	\$ 2.775	↑	
Export Growth	30/09/2024	\$ 6,44	\$ 6,56	↓	
Import Growth	30/09/2024	\$ 8,55	\$ 9,46	↓	
Foreign Reserves	30/09/2024	\$ 149,92	\$ 150,24	↓	
Balance of Payment	30/06/2024	\$ -3.021	\$ -2.407	↓	

Foreign currency (US\$) and Money Market (Rp.)				
Tenor	Sett. Date	BID	OFFER	Gap.
TOD	01/11/2024	15.690	15.700	10,00
TOM	02/11/2024	15.691	15.701	10,35
SPOT	05/11/2024	15.691	15.701	10,35
NDF 1Mo.	05/12/2024	15.722	15.734	12,00
D-NDF 3Mo.	05/02/2025	15.764	15.782	18,00
1 Wk.	12/11/2024	15.693	15.704	10,47
2 Wk.	19/11/2024	15.696	15.707	11,00
1 Mo.	05/12/2024	15.703	15.715	11,75
2 Mo.	06/01/2025	15.716	15.730	14,26
3 Mo.	05/02/2025	15.734	15.749	15,36
6 Mo.	05/05/2025	15.800	15.820	19,50
1 Yr.	05/11/2025	15.950	15.980	30,00

Money Market Rates (ACT/360)									
RATE	O/N	1 Wk	2 Wk	1 Mo	2 Mo	3 Mo	6 Mo	9 Mo	1 Yr
INTERBANK (IDR)	5,98%	6,33%	6,50%	6,60%	6,75%	6,75%	no data	no data	no data
INTERBANK (USD)	4,88%	4,77%	4,73%	4,71%	4,77%	4,74%	4,63%	4,55%	4,51%
INDONESIA 5,98%									
SIBOR (SGD)	0,10%	0,14%	no data	0,17%	0,21%	0,25%	0,35%	0,47%	0,58%
LIBOR (USD)	5,06%	no data	no data	4,96%	no data	4,85%	4,68%	no data	6,04%
JIBOR (IDR)	5,98%	6,29%	no data	6,63%	no data	6,92%	7,05%	no data	7,20%

Indonesia Government Bond									
Seri	Coupon	Bid	Offer	Bid Yield	Day(s) to Next Coupon	Last Week	Last Month	Day(s) to maturity	Trend
FR0064	6,125	98,63	98,91	6,567	10	99,04	98,77	1269 Hari	↓
FR0081	6,500	100,09	100,23	6,327	40	100,20	100,16	219 Hari	↓
FR0084	7,250	101,02	101,31	requesting De	102	101,22	101,17	461 Hari	↓
FR0090	5,125	96,79	97,18	6,564	161	97,24	96,99	879 Hari	↓
FR0091	6,375	97,54	97,95	6,800	161	98,53	97,77	2681 Hari	↓
FR0092	7,125	101,07	101,59	7,017	40	101,96	101,34	6343 Hari	↓
FR0093	6,375	95,48	96,91	6,914	71	96,32	96,16	4572 Hari	↓
FR0089	6,875	98,90	99,50	6,965	102	99,19	99,19	9645 Hari	↓
FR0095	6,375	99,10	99,48	requesting De	102	99,59	99,27	1360 Hari	↓
FR0096	7,000	101,05	101,43	6,830	102	102,11	101,22	2983 Hari	↓
PBS012	8,875	112,65	113,44	6,599	10	113,05	113,04	2531 Hari	↓
PBS003	6,000	98,93	99,02	6,525	71	99,03	98,90	790 Hari	↓
PBS033	6,750	98,13	99,10	requesting De	40	98,84	98,61	8144 Hari	↓
PBS036	5,375	99,41	99,47	6,148	102	99,45	99,44	279 Hari	↓
PBS037	6,875	100,68	101,01	requesting De	130	100,84	100,84	4091 Hari	↓
PBS029	6,375	98,17	98,44	requesting De	130	98,30	98,31	3370 Hari	↓
PBS034	6,500	97,41	97,98	6,781	40	97,73	97,69	5262 Hari	↓
FR0100	6,625	98,89	99,30	6,786	102	99,26	99,03	3343 Hari	↓
FR0101	6,875	100,73	100,94	6,681	161	101,24	100,83	1600 Hari	↓
FR0102	6,875	99,02	99,57	6,952	71	99,18	99,27	10695 Hari	↓
FR0103	6,750	99,34	99,56	6,837	71	99,65	99,45	3851 Hari	↓
FR0104	6,500	99,00	99,31	6,713	71	99,45	99,14	2050 Hari	↓
FR0098	7,125	101,07	101,52	7,001	40	101,92	101,27	4902 Hari	↓
FR0097	7,125	100,90	101,26	7,036	40	101,59	101,08	6703 Hari	↓
PBS038	6,875	98,73	99,13	requesting De	40	98,88	98,93	9045 Hari	↓
PBS004	6,100	93,94	94,41	requesting De	102	94,28	94,17	4424 Hari	↓
PBS030	5,875	97,99	98,32	requesting De	71	98,15	98,16	1330 Hari	↓
PBS039	6,625	97,73	98,73	requesting De	71	98,32	98,23	6012 Hari	↓
PBS032	4,875	97,07	97,33	6,715	71	97,35	#N/A N/A	609 Hari	↓



Tim Riset:
 Ryan Eka Putra - Dealer FI - Ext.7952 - ryan.ekaputra@banksmselabel.com
 Disclaimer/ Pernyataan bebas tanggung jawab: Semua data dalam lembaran ini hanya dipergunakan sebagai informasi. Kinerja masa lalu bukan merupakan indikasi kinerja masa depan atau perkiraan performa atas suatu instrumen. Informasi yang dimuat dalam lembaran ini diperoleh dari sumber yang dapat dipercaya, namun BPD Sumsel Babel tidak menjamin kelengkapan atau akurasi. Data, opini dan perkiraan yang diungkapkan dapat berubah tanpa pemberitahuan dan BPD Sumsel Babel tegas menolai setiap dan semua tanggung jawab atas pernyataan dan jaminan, tersurat maupun tersirat, yang bercentang di sini, atau yang tidak dicantumkan.