

Fixed Income Daily Report

Monday, 04 November 2024 09:04:03

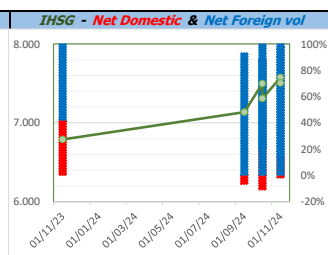
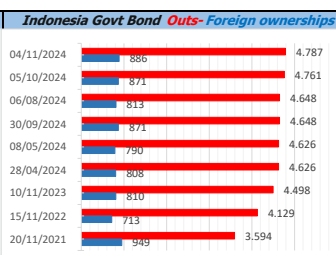
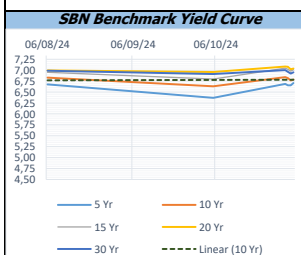
Global Market				Policy rates				
Indicator	price yesterday	TOD price	% chg.	Indicator	Date	Last	Prev.	Trend
USD/IDR Today	15720	15744	0,15%	BI-7 DS RR		6,00	6,25	↓
SGD/IDR Spot	11870	11928	0,48%	BI - Depfac	16/10/2024	5,25	5,50	↓
MYR/IDR Spot	3585	3598	0,36%	BI - LF		6,75	7,00	↓
SAR/IDR Spot	4189	4202	0,31%	US Fed's Current Range		5,00	5,50	↓
US - Dow Jones Industrial Average	41763	42052	0,69%	LPS IDR		4,25	4,25	→
Tokyo - Nikkei 225	39081	38054	-2,70%	LPS USD	01/02/2024	2,25	2,25	→
Hong Kong - Hang Seng Index	20506	20580	0,36%	LPS BPR		6,75	6,75	→
Singapore - Srait Time Index STI	3555	3568	0,35%					
Indonesia - IHSG	7505	7507	0,02%					
WTI Crude Oil Future/ barrel (Aug. 2024)	71,92	71,92	0,00%					
Gold Spot \$/Oz	2739,14	2739,47	0,01%					
Ice Newcastle Coal/ metric ton	144,05	143,95	-0,07%					
Malaysia CPO Contract (MYR/Metric ton)	4350,00	4350,00	0,00%					

Indonesia Economic Data (in US\$ Billion, or percentage)				
Indicator	Date	Last	Prev.	Trend
GDP (Gross Domestic Bruto)	30/06/2024	5,05	5,11	↓
CPI (YoY)	31/10/2024	1,71	1,84	↓
CPI Core (YoY)	31/10/2024	2,21	5,74	↓
CPI (MoM)	30/09/2024	0,08	-0,12	↑
Trade Balance (USD Billion)	30/09/2024	\$ 3.257	\$ 2.775	↑
Export Growth	30/09/2024	\$ 6,44	\$ 6,56	↓
Import Growth	30/09/2024	\$ 8,55	\$ 9,46	↓
Foreign Reserves	30/09/2024	\$ 149,92	\$ 150,24	↓
Balance of Payment	30/06/2024	\$ -3.021	\$ -2.407	↓

Foreign currency (US\$) and Money Market (Rp.)				
Tenor	Sett. Date	BID	OFFER	Gap.
TOD	04/11/2024	15.720	15.730	10,00
TOM	05/11/2024	15.720	15.731	10,20
SPOT	06/11/2024	15.720	15.731	10,20
NDF 1Mo.	06/12/2024	15.772	15.785	13,00
D-NDF 3Mo.	06/02/2025	15.816	15.831	15,00
1 Wk.	13/11/2024	15.723	15.735	11,54
2 Wk.	20/11/2024	15.727	15.737	10,70
1 Mo.	06/12/2024	15.734	15.745	11,00
2 Mo.	06/01/2025	15.747	15.760	12,60
3 Mo.	06/02/2025	15.766	15.780	14,00
6 Mo.	06/05/2025	15.831	15.850	18,47
1 Yr.	06/11/2025	15.980	16.010	30,00

Money Market Rates (ACT/360)									
RATE	O/N	1 Wk	2 Wk	1 Mo	2 Mo	3 Mo	6 Mo	9 Mo	1 Yr
INTERBANK (IDR)	6,01%	6,33%	6,50%	6,60%	6,47%	6,75%	no data	no data	no data
INTERBANK (USD)	4,86%	4,73%	4,71%	4,73%	4,78%	4,77%	4,61%	4,53%	4,54%
INDONESIA	6,01%								
SIBOR (SGD)	0,10%	0,14%	no data	0,17%	0,21%	0,25%	0,35%	0,47%	0,58%
LIBOR (USD)	5,06%	no data	no data	4,96%	no data	4,85%	4,68%	no data	6,04%
JIBOR (IDR)	6,01%	6,29%	no data	6,63%	no data	6,92%	7,05%	no data	7,20%

Indonesia Government Bond									
Seri	Coupon	Bid	Offer	Bid Yield	Day(s) to Next Coupon	Last Week	Last Month	Day(s) to maturity	Trend
FR0064	6,125	98,46	98,80	6,621	9	98,70	98,77	1268 Hari	↓
FR0081	6,500	100,06	100,25	6,376	39	100,15	100,16	218 Hari	↓
FR0084	7,250	100,87	101,32	6,521	101	101,10	101,17	460 Hari	↓
FR0090	5,125	96,82	97,22	6,551	160	97,00	96,99	878 Hari	↓
FR0091	6,375	97,52	97,85	6,804	160	97,77	97,77	2680 Hari	↓
FR0092	7,125	100,97	101,41	7,027	39	101,19	101,34	6342 Hari	↓
FR0093	6,375	95,37	97,04	6,928	70	96,21	96,16	4571 Hari	↓
FR0089	6,875	98,76	99,72	6,977	101	99,17	99,19	9644 Hari	↓
FR0095	6,375	99,06	99,40	6,658	101	99,25	99,27	1359 Hari	↓
FR0096	7,000	100,95	101,29	6,845	101	101,16	101,22	2982 Hari	↓
PBS012	8,875	112,64	113,44	6,597	9	113,04	113,04	2530 Hari	↓
PBS003	6,000	98,85	98,94	6,563	70	98,90	98,90	789 Hari	↓
PBS033	6,750	98,13	99,10	6,914	39	98,61	98,61	8143 Hari	↓
PBS036	5,375	99,41	99,47	6,154	101	99,44	99,44	278 Hari	↓
PBS037	6,875	100,68	101,01	6,787	129	100,84	100,84	4090 Hari	↓
PBS029	6,375	98,17	98,44	6,639	129	98,31	98,31	3369 Hari	↓
PBS034	6,500	97,44	98,01	6,778	39	97,73	97,69	5261 Hari	↓
FR0100	6,625	98,98	99,27	6,773	101	99,07	99,03	3342 Hari	↓
FR0101	6,875	100,56	100,97	6,727	160	100,79	100,83	1599 Hari	↓
FR0102	6,875	99,02	99,65	6,953	70	99,31	99,27	10694 Hari	↓
FR0103	6,750	99,34	99,57	6,836	70	99,59	99,45	3850 Hari	↓
FR0104	6,500	98,94	99,28	6,725	70	99,08	99,14	2049 Hari	↓
FR0098	7,125	100,97	101,38	7,012	39	101,15	101,27	4901 Hari	↓
FR0097	7,125	100,87	101,06	7,040	39	100,97	101,08	6702 Hari	↓
PBS038	6,875	98,74	99,34	6,981	39	99,04	98,93	9044 Hari	↓
PBS004	6,100	93,94	94,41	6,836	101	94,17	94,17	4423 Hari	↓
PBS030	5,875	97,94	98,29	6,507	70	98,12	98,16	1329 Hari	↓
PBS039	6,625	97,75	98,53	6,852	70	98,32	98,23	6012 Hari	↓
PBS032	4,875	97,25	97,36	6,611	70	97,31	97,31	608 Hari	↓



Tim Riset:
 Ryan Eka Putra - Dealer FI - Ext.7952 - ryan.ekaputra@banksumselbabel.com
 Disclaimer/ Pernyataan bebas tanggung jawab: Semua data dalam lembaran ini hanya dipergunakan sebagai informasi. Kinerja masa lalu bukan merupakan indikasi kinerja masa depan atau perkiraan performa atas suatu instrumen. Informasi yang dimuat dalam lembaran ini diperoleh dari sumber yang dapat dipercaya, namun BPD Sumsel Babel tidak menjamin kelengkapan atau akurasi. Data, opini dan perkiraan yang diungkapkan dapat berubah tanpa pemberitahuan dan BPD Sumsel Babel tegas menolai setiap dan semua tanggung jawab atas pernyataan dan jaminan, tersurat maupun terisrat, yang tercantum di sini, atau yang tidak dicantumkan.