

Fixed Income Daily Report

Thursday, 07 November 2024 09:08:41

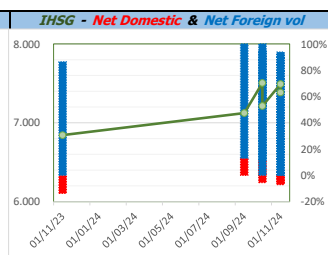
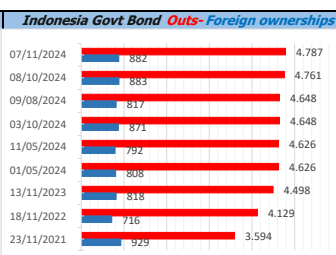
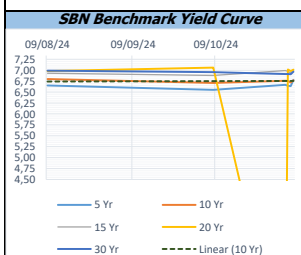
Global Market				Policy rates				
Indicator	price yesterday	TOD price	% chg.	Indicator	Date	Last	Prev.	Trend
USD/IDR Today	15830	15803	-0,17%	BI-7 DS RR		6,00	6,25	↓
SGD/IDR Spot	11892	11856	-0,31%	BI - Depfac	16/10/2024	5,25	5,50	↓
MYR/IDR Spot	3596	3575	-0,59%	BI - LF		6,75	7,00	↓
SAR/IDR Spot	4215	4206	-0,21%	US Fed's Current Range		5,00	5,50	↓
US - Dow Jones Industrial Average	42222	43730	3,45%	LPS IDR		4,25	4,25	→
Tokyo - Nikkei 225	39481	39342	-0,35%	LPS USD	01/02/2024	2,25	2,25	→
Hong Kong - Hang Seng Index	20538	20530	-0,04%	LPS BPR		6,75	6,75	→
Singapore - Srait Time Index STI	3603	3638	0,97%					
Indonesia - IHSG	7384	7309	-1,03%					
WTI Crude Oil Future/ barrel (Aug. 2024)	71,92	71,92	0,00%					
Gold Spot \$/Oz	2655,72	2656,04	0,01%					
Ice Newcastle Coal/ metric ton	142,90	141,10	-1,28%					
Malaysia CPO Contract (MYR/Metric ton)	4350,00	4350,00	0,00%					

Indonesia Economic Data (in US\$ Billion, or percentage)				
Indicator	Date	Last	Prev.	Trend
GDP (Gross Domestic Bruto)	30/09/2024	4,95	5,05	↓
CPI (YoY)	31/10/2024	1,71	1,84	↓
CPI Core (YoY)	31/10/2024	2,21	5,74	↓
CPI (MoM)	30/09/2024	0,08	-0,12	↑
Trade Balance (USD Billion)	30/09/2024	\$ 3.257	\$ 2.775	↑
Export Growth	30/09/2024	\$ 6,44	\$ 6,56	↓
Import Growth	30/09/2024	\$ 8,55	\$ 9,46	↓
Foreign Reserves	30/09/2024	\$ 149,92	\$ 150,24	↓
Balance of Payment	30/06/2024	\$ -3.021	\$ -2.407	↓

Foreign currency (US\$) and Money Market (Rp.)				
Tenor	Sett. Date	BID	OFFER	Gap.
TOD	07/11/2024	15.760	15.760	0,00
TOM	08/11/2024	15.760	15.761	0,10
SPOT	12/11/2024	15.760	15.761	0,10
NDF 1Mo.	12/12/2024	15.821	15.830	9,00
D-NDF 3Mo.	12/02/2025	15.865	15.880	15,00
1 Wk.	19/11/2024	15.763	15.764	1,00
2 Wk.	26/11/2024	15.766	15.768	1,78
1 Mo.	12/12/2024	15.773	15.775	2,02
2 Mo.	13/01/2025	15.785	15.791	6,50
3 Mo.	12/02/2025	15.801	15.806	4,73
6 Mo.	14/05/2025	15.865	15.875	10,00
1 Yr.	12/11/2025	16.024	16.043	18,75

Money Market Rates (ACT/360)									
RATE	O/N	1 Wk	2 Wk	1 Mo	2 Mo	3 Mo	6 Mo	9 Mo	1 Yr
INTERBANK (IDR)	5,99%	6,28%	6,43%	6,60%	6,75%	6,75%	no data	no data	no data
INTERBANK (USD)	4,88%	4,64%	4,65%	4,68%	4,74%	4,70%	4,63%	4,59%	4,58%
INDONESIA 5,99%									
SIBOR (SGD)	0,10%	0,14%	no data	0,17%	0,21%	0,25%	0,35%	0,47%	0,58%
LIBOR (USD)	5,06%	no data	no data	4,96%	no data	4,85%	4,68%	no data	6,04%
JIBOR (IDR)	5,99%	6,29%	no data	6,63%	no data	6,92%	7,05%	no data	7,20%

Indonesia Government Bond									
Seri	Coupon	Bid	Offer	Bid Yield	Day(s) to Next Coupon	Last Week	Last Month	Day(s) to maturity	Trend
FR0064	6,125	98,27	98,77	6,684	4	98,70	98,77	1263 Hari	↓
FR0081	6,500	100,05	100,21	6,393	34	100,15	100,16	213 Hari	↓
FR0084	7,250	100,94	101,29	6,452	96	101,10	101,17	455 Hari	↓
FR0090	5,125	96,68	97,13	6,624	155	97,00	96,99	873 Hari	↓
FR0091	6,375	97,24	97,68	6,853	155	97,77	97,77	2675 Hari	↓
FR0092	7,125	100,90	101,53	6,704	34	101,19	101,34	6337 Hari	↓
FR0093	6,375	95,40	96,98	6,924	65	96,21	96,16	4566 Hari	↓
FR0089	6,875	98,47	99,29	7,001	96	99,17	99,19	9639 Hari	↓
FR0095	6,375	98,91	99,39	6,704	96	99,25	99,27	1354 Hari	↓
FR0096	7,000	100,72	101,10	6,881	96	101,16	101,22	2977 Hari	↓
PBS012	8,875	112,64	113,44	6,596	4	113,04	113,04	2525 Hari	↓
PBS003	6,000	98,83	98,99	6,578	65	98,90	98,90	784 Hari	↓
PBS033	6,750	98,13	99,10	6,914	34	98,61	98,61	8138 Hari	↓
PBS036	5,375	99,41	99,47	6,159	96	99,44	99,44	273 Hari	↓
PBS037	6,875	100,68	101,01	6,787	124	100,84	100,84	4085 Hari	↓
PBS029	6,375	98,17	98,44	6,639	124	98,31	98,31	3364 Hari	↓
PBS034	6,500	97,17	97,76	6,808	34	97,73	97,69	5256 Hari	↓
FR0100	6,625	98,93	99,34	6,781	96	99,07	99,03	3337 Hari	↓
FR0101	6,875	100,27	100,74	6,801	155	100,79	100,83	1594 Hari	↓
FR0102	6,875	98,84	99,48	6,967	65	99,31	99,27	10690 Hari	↓
FR0103	6,750	99,01	99,35	6,880	65	99,59	99,45	3845 Hari	↓
FR0104	6,500	98,72	99,13	6,772	65	99,08	99,14	2044 Hari	↓
FR0098	7,125	100,99	101,39	7,010	34	101,15	101,27	4896 Hari	↓
FR0097	7,125	101,00	101,38	7,027	34	100,88	100,88	6697 Hari	↑
PBS038	6,875	98,18	98,87	7,029	34	99,04	98,93	9039 Hari	↓
PBS004	6,100	93,80	94,28	6,853	96	94,17	94,17	4418 Hari	↓
PBS030	5,875	97,66	98,06	6,596	65	98,12	98,16	1324 Hari	↓
PBS039	6,625	97,55	98,75	6,873	65	98,32	98,23	6007 Hari	↓
PBS032	4,875	97,16	97,26	6,676	65	97,20	97,20	603 Hari	↓



Tim Riset:
 Ryan Eka Putra - Dealer FI - Ext.7952 - ryan.ekaputra@banksumselbabel.com
 Disclaimer/ Pernyataan bebas tanggung jawab: Semua data dalam lembaran ini hanya dipergunakan sebagai informasi. Kinerja masa lalu bukan merupakan indikasi kinerja masa depan atau perkiraan performa atas suatu instrumen. Informasi yang dimuat dalam lembaran ini diperoleh dari sumber yang dapat dipercaya, namun BPD Sumsel Babel tidak menjamin kelengkapan atau akurasi. Data, opini dan perkiraan yang diungkapkan dapat berubah tanpa pemberitahuan dan BPD Sumsel Babel tegas menolai setiap dan semua tanggung jawab atas pernyataan dan jaminan, tersurat maupun tersirat, yang tercantum di sini, atau yang tidak dicantumkan.