

Fixed Income Daily Report

Monday, 11 November 2024 09:02:15

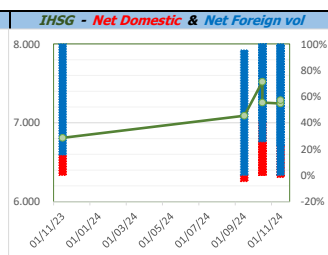
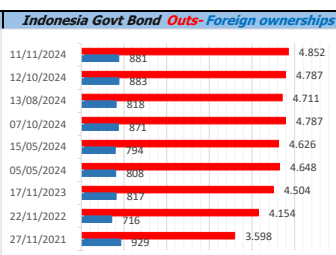
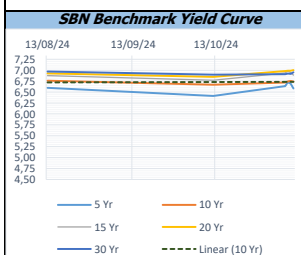
Global Market				Policy rates				
Indicator	price yesterday	TOD price	% chg.	Indicator	Date	Last	Prev.	Trend
USD/IDR Today	15670	15644	-0,17%	BI-7 DS RR		6,00	6,25	↓
SGD/IDR Spot	11854	11854	0,00%	BI - Depfac	16/10/2024	5,25	5,50	↓
MYR/IDR Spot	3569	3573	0,09%	BI - LF		6,75	7,00	↓
SAR/IDR Spot	4173	4167	-0,14%	US Fed's Current Range		4,75	5,50	↓
US - Dow Jones Industrial Average	43729	43989	0,59%	LPS IDR		4,25	4,25	→
Tokyo - Nikkei 225	39500	39437	-0,16%	LPS USD	01/02/2024	2,25	2,25	→
Hong Kong - Hang Seng Index	20728	20272	-2,25%	LPS BPR		6,75	6,75	→
Singapore - Srait Time Index STI	3724	3751	0,70%					
Indonesia - IHSG	7287	7265	-0,31%					
WTI Crude Oil Future/ barrel (Aug. 2024)	#N/A N/A	#N/A N/A	#VALUE!					
Gold Spot \$/Oz	2671,58	2671,98	0,01%					
Ice Newcastle Coal/ metric ton	142,20	143,35	0,80%					
Malaysia CPO Contract (MYR/Metric ton)	#N/A N/A	#N/A N/A	#VALUE!					

Indonesia Economic Data (in US\$ Billion, or percentage)				
Indicator	Date	Last	Prev.	Trend
GDP (Gross Domestic Bruto)	30/09/2024	4,95	5,05	↓
CPI (YoY)	31/10/2024	1,71	1,84	↓
CPI Core (YoY)	31/10/2024	2,21	5,74	↓
CPI (MoM)	30/09/2024	0,08	-0,12	↑
Trade Balance (USD Billion)	30/09/2024	\$ 3.257	\$ 2.775	↑
Export Growth	30/09/2024	\$ 6,44	\$ 6,56	↓
Import Growth	30/09/2024	\$ 8,55	\$ 9,46	↓
Foreign Reserves	31/10/2024	\$ 151,23	\$ 149,92	↑
Balance of Payment	30/06/2024	\$ -3.021	\$ -2.407	↓

Foreign currency (US\$) and Money Market (Rp.)				
Tenor	Sett. Date	BID	OFFER	Gap.
TOD	11/11/2024	15.665	15.675	10,00
TOM	12/11/2024	15.667	15.677	10,60
SPOT	13/11/2024	15.667	15.677	10,60
NDF 1Mo.	13/12/2024	15.662	15.674	12,00
D-NDF 3Mo.	13/02/2025	15.703	15.720	17,00
1 Wk.	20/11/2024	15.668	15.680	11,26
2 Wk.	27/11/2024	15.672	15.683	11,68
1 Mo.	13/12/2024	15.679	15.690	11,00
2 Mo.	13/01/2025	15.694	15.708	13,56
3 Mo.	13/02/2025	15.708	15.724	15,50
6 Mo.	14/05/2025	15.775	15.794	19,00
1 Yr.	13/11/2025	15.938	15.959	21,25

Money Market Rates (ACT/360)									
RATE	O/N	1 Wk	2 Wk	1 Mo	2 Mo	3 Mo	6 Mo	9 Mo	1 Yr
INTERBANK (IDR)	6,05%	6,33%	6,43%	6,60%	6,62%	6,75%	no data	no data	no data
INTERBANK (USD)	4,63%	4,63%	4,65%	4,68%	4,76%	4,72%	4,63%	4,60%	4,57%
INDONESIA	6,05%								
SIBOR (SGD)	0,10%	0,14%	no data	0,17%	0,21%	0,25%	0,35%	0,47%	0,58%
LIBOR (USD)	5,06%	no data	no data	4,96%	no data	4,85%	4,68%	no data	6,04%
JIBOR (IDR)	6,05%	6,29%	no data	6,63%	no data	6,92%	7,05%	no data	7,20%

Indonesia Government Bond									
Seri	Coupon	Bid	Offer	Bid Yield	Day(s) to Next Coupon	Last Week	Last Month	Day(s) to maturity	Trend
FR0064	6,125	98,70	99,05	6,547	2	98,78	98,77	1261 Hari	↓
FR0081	6,500	100,08	100,25	6,347	32	100,16	100,16	211 Hari	↓
FR0084	7,250	100,90	101,37	6,485	94	101,15	101,17	453 Hari	↓
FR0090	5,125	96,89	97,30	6,530	153	97,05	96,99	871 Hari	↓
FR0091	6,375	98,02	98,49	6,717	153	98,28	97,77	2673 Hari	↓
FR0092	7,125	101,32	101,99	6,982	32	101,66	101,34	6335 Hari	↓
FR0093	6,375	96,32	97,29	6,812	63	96,37	96,16	4564 Hari	↓
FR0089	6,875	99,23	99,95	6,937	94	99,22	99,19	9637 Hari	↑
FR0095	6,375	99,27	99,69	6,593	94	99,42	99,27	1352 Hari	↓
FR0096	7,000	101,41	102,09	6,772	94	101,59	101,22	2975 Hari	↓
PBS012	8,875	112,64	113,44	6,540	2	113,04	113,04	2523 Hari	↓
PBS003	6,000	98,83	98,99	6,578	63	#N/A N/A	98,90	782 Hari	#VALUE!
PBS033	6,750	98,13	99,10	6,914	32	98,61	98,61	8136 Hari	↓
PBS036	5,375	99,43	99,47	6,140	94	99,45	99,44	271 Hari	↓
PBS037	6,875	100,67	101,01	6,787	122	100,84	100,84	4083 Hari	↓
PBS029	6,375	98,04	98,31	6,658	122	98,18	98,31	3362 Hari	↓
PBS034	6,500	96,83	97,45	6,846	32	97,14	97,69	5254 Hari	↓
FR0100	6,625	99,06	99,63	6,762	94	99,38	99,03	3335 Hari	↓
FR0101	6,875	101,08	101,44	6,587	153	101,23	100,83	1592 Hari	↓
FR0102	6,875	98,96	99,65	6,957	63	99,33	99,27	10688 Hari	↓
FR0103	6,750	99,46	99,67	6,820	63	99,58	99,45	3843 Hari	↓
FR0104	6,500	99,10	99,54	6,681	63	99,41	99,14	2042 Hari	↓
FR0098	7,125	101,99	102,43	6,895	32	102,24	101,27	4894 Hari	↓
FR0097	7,125	101,26	101,62	7,002	32	101,44	100,88	6695 Hari	↓
PBS038	6,875	98,55	99,08	6,998	32	98,82	98,93	9037 Hari	↓
PBS004	6,100	93,88	94,37	6,845	94	94,13	94,17	4416 Hari	↓
PBS030	5,875	98,34	98,64	6,387	63	98,49	98,17	1322 Hari	↓
PBS039	6,625	97,28	98,13	6,900	63	97,71	98,22	6005 Hari	↓
PBS032	4,875	97,15	97,29	6,695	63	97,22	97,31	601 Hari	↓



Tim Riset:
 Ryan Eka Putra - Dealer FI - Ext.7952 - ryan.ekaputra@banksumselbabel.com
 Disclaimer/ Pernyataan bebas tanggung jawab: Semua data dalam lembaran ini hanya dipergunakan sebagai informasi, Kinerja masa lalu bukan merupakan indikasi kinerja masa depan atau perkiraan performa atas suatu instrumen. Informasi yang dimuat dalam lembaran ini diperoleh dari sumber yang dapat dipercaya, namun BPD Sumsel Babel tidak menjamin kelengkapan atau akurasi. Data, opini dan perkiraan yang diungkapkan dapat berubah tanpa pemberitahuan dan BPD Sumsel Babel tegas menolai setiap dan semua tanggung jawab atas pernyataan dan jaminan, termasuk maupun teroris, yang tercantum di sini, atau yang tidak dicantumkan.