

Fixed Income Daily Report

Wednesday, 13 November 2024 09:00:22

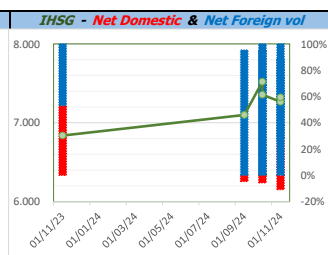
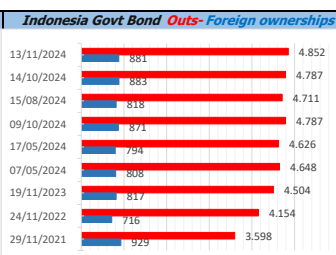
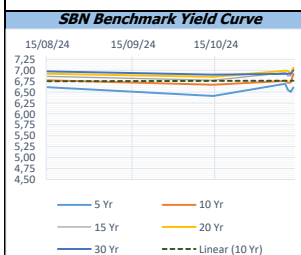
Global Market				Policy rates				
Indicator	price yesterday	TOD price	% chg.	Indicator	Date	Last	Prev.	Trend
USD/IDR Today	15780	15765	-0,10%	BI-7 DS RR		6,00	6,25	↓
SGD/IDR Spot	11781	11802	0,18%	BI - Depfac	16/10/2024	5,25	5,50	↓
MYR/IDR Spot	3556	3556	-0,01%	BI - LF		6,75	7,00	↓
SAR/IDR Spot	4190	4200	0,24%	US Fed's Current Range		4,75	5,50	↓
US - Dow Jones Industrial Average	44293	43911	-0,87%	LPS IDR		4,25	4,25	→
Tokyo - Nikkei 225	39376	38871	-1,30%	LPS USD	01/02/2024	2,25	2,25	→
Hong Kong - Hang Seng Index	19847	19652	-0,99%	LPS BPR		6,75	6,75	→
Singapore - Srait Time Index STI	3711	3699	-0,35%					
Indonesia - IHSG	7322	7350	0,38%					
WTI Crude Oil Future/ barrel (Aug. 2024)	72,09	72,09	0,00%					
Gold Spot \$/Oz	2608,08	2608,40	0,01%					
Ice Newcastle Coal/ metric ton	142,25	142,25	0,00%					
Malaysia CPO Contract (MYR/Metric ton)	5224,00	5224,00	0,00%					

Indonesia Economic Data (in US\$ Billion, or percentage)				
Indicator	Date	Last	Prev.	Trend
GDP (Gross Domestic Bruto)	30/09/2024	4,95	5,05	↓
CPI (YoY)	31/10/2024	1,71	1,84	↓
CPI Core (YoY)	31/10/2024	2,21	5,74	↓
CPI (MoM)	30/09/2024	0,08	-0,12	↑
Trade Balance (USD Billion)	30/09/2024	\$ 3.257	\$ 2.775	↑
Export Growth	30/09/2024	\$ 6,44	\$ 6,56	↓
Import Growth	30/09/2024	\$ 8,55	\$ 9,46	↓
Foreign Reserves	31/10/2024	\$ 151,23	\$ 149,92	↑
Balance of Payment	30/06/2024	\$ -3.021	\$ -2.407	↓

Foreign currency (US\$) and Money Market (Rp.)				
Tenor	Sett. Date	BID	OFFER	Gap.
TOD	13/11/2024	15.750	15.780	30,00
TOM	14/11/2024	15.750	15.781	30,20
SPOT	15/11/2024	15.750	15.781	30,20
NDF 1Mo.	16/12/2024	15.781	15.788	7,00
D-NDF 3Mo.	18/02/2025	15.823	15.838	15,00
1 Wk.	22/11/2024	15.753	15.784	30,50
2 Wk.	29/11/2024	15.756	15.787	30,94
1 Mo.	16/12/2024	15.764	15.796	32,00
2 Mo.	15/01/2025	15.777	15.812	34,77
3 Mo.	18/02/2025	15.794	15.829	34,70
6 Mo.	15/05/2025	15.852	15.898	45,72
1 Yr.	17/11/2025	16.010	16.060	50,00

Money Market Rates (ACT/360)									
RATE	O/N	1 Wk	2 Wk	1 Mo	2 Mo	3 Mo	6 Mo	9 Mo	1 Yr
INTERBANK (IDR)	6,16%	6,33%	6,40%	6,60%	6,62%	6,75%	no data	no data	no data
INTERBANK (USD)	4,61%	4,63%	4,63%	4,68%	4,75%	4,71%	4,64%	4,63%	4,60%
INDONESIA 6,16%									
SIBOR (SGD)	0,10%	0,14%	no data	0,17%	0,21%	0,25%	0,35%	0,47%	0,58%
LIBOR (USD)	5,06%	no data	no data	4,96%	no data	4,85%	4,68%	no data	6,04%
JIBOR (IDR)	6,16%	6,28%	no data	6,63%	no data	6,92%	7,05%	no data	7,20%

Indonesia Government Bond									
Seri	Coupon	Bid	Offer	Bid Yield	Day(s) to Next Coupon	Last Week	Last Month	Day(s) to maturity	Trend
FR0064	6,125	98,53	98,86	6,602	181	98,78	98,77	1260 Hari	↓
FR0081	6,500	100,03	100,22	6,435	30	100,16	100,16	209 Hari	↓
FR0084	7,250	100,88	101,30	6,491	92	101,15	101,17	451 Hari	↓
FR0090	5,125	96,82	97,19	6,565	151	97,05	96,99	869 Hari	↓
FR0091	6,375	97,47	97,87	6,814	151	98,28	97,77	2671 Hari	↓
FR0092	7,125	100,95	101,56	7,029	30	101,66	101,34	6333 Hari	↓
FR0093	6,375	94,86	97,17	6,952	61	96,37	96,16	4562 Hari	↓
FR0089	6,875	98,41	99,30	7,006	92	99,22	99,19	9635 Hari	↓
FR0095	6,375	99,20	99,58	6,616	92	99,42	99,27	1350 Hari	↓
FR0096	7,000	100,50	101,16	6,918	92	101,59	101,22	2973 Hari	↓
PBS012	8,875	112,64	113,44	6,594	181	113,04	113,04	2521 Hari	↓
PBS003	6,000	98,85	99,01	6,572	61	98,91	98,90	780 Hari	↓
PBS033	6,750	98,13	99,10	6,914	30	98,61	98,61	8134 Hari	↓
PBS036	5,375	99,44	99,48	6,137	92	99,45	99,44	269 Hari	↓
PBS037	6,875	100,67	101,01	6,787	120	100,84	100,84	4081 Hari	↓
PBS029	6,375	98,04	98,31	6,658	120	98,18	98,31	3360 Hari	↓
PBS034	6,500	96,88	97,51	6,841	30	97,14	97,69	5252 Hari	↓
FR0100	6,625	98,03	98,25	6,914	92	99,38	99,03	3333 Hari	↓
FR0101	6,875	100,96	101,21	6,619	151	101,23	100,83	1590 Hari	↓
FR0102	6,875	98,37	98,98	7,005	61	99,33	99,27	10686 Hari	↓
FR0103	6,750	98,16	98,44	6,996	61	99,58	99,45	3841 Hari	↓
FR0104	6,500	99,04	99,26	6,704	61	99,41	99,14	2040 Hari	↓
FR0098	7,125	100,95	101,38	7,015	30	102,24	101,27	4892 Hari	↓
FR0097	7,125	100,73	101,25	7,054	30	101,44	100,88	6693 Hari	↓
PBS038	6,875	98,46	99,02	7,005	30	98,82	98,93	9036 Hari	↓
PBS004	6,100	94,00	94,51	6,829	92	94,13	94,17	4414 Hari	↓
PBS030	5,875	97,59	97,87	6,623	61	97,86	98,16	1320 Hari	↓
PBS039	6,625	97,56	98,62	6,872	61	97,71	98,22	6003 Hari	↓
PBS032	4,875	97,08	97,31	6,752	61	97,21	97,20	599 Hari	↓



Tim Riset:
 Ryan Eka Putra - Dealer FI - Ext.7952 - ryan.ekaputra@banksumselbabel.com
 Disclaimer/ Pernyataan bebas tanggung jawab: Semua data dalam lembaran ini hanya dipergunakan sebagai informasi. Kinerja masa lalu bukan merupakan indikasi kinerja masa depan atau perkiraan performa atas suatu instrumen. Informasi yang dimuat dalam lembaran ini diperoleh dari sumber yang dapat dipercaya, namun BPD Sumsel Babel tidak menjamin kelengkapan atau akurasi. Data, opini dan perkiraan yang diungkapkan dapat berubah tanpa pemberitahuan dan BPD Sumsel Babel tegas menolai setiap dan semua tanggung jawab atas pernyataan dan jaminan, tersurat maupun tersirat, yang tercantum di sini, atau yang tidak dicantumkan.