

### Fixed Income Daily Report

Thursday, 05 December 2024 09:02:45

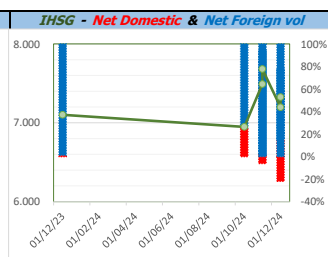
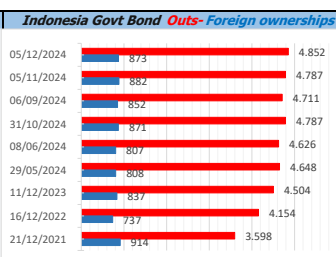
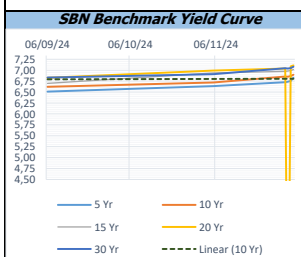
Global Market				Policy rates				
Indicator	price yesterday	TOD price	% chg.	Indicator	Date	Last	Prev.	Trend
USD/IDR Today	15930	15913	-0,11%	BI-7 DS RR		6,00	6,25	↓
SGD/IDR Spot	11843	11843	0,00%	BI - Depfac	20/11/2024	5,25	5,50	↓
MYR/IDR Spot	3581	3590	0,27%	BI - LF		6,75	7,00	↓
SAR/IDR Spot	4240	4236	-0,09%	US Fed's Current Range		4,75	5,50	↓
US - Dow Jones Industrial Average	44706	45014	0,69%	LPS IDR		4,25	4,25	→
Tokyo - Nikkei 225	39276	39558	0,71%	LPS USD	01/02/2024	2,25	2,25	→
Hong Kong - Hang Seng Index	19742	19607	-0,69%	LPS BPR		6,75	6,75	→
Singapore - Srait Time Index STI	3800	3833	0,87%					
Indonesia - IHSG	7327	7327	0,00%					
WTI Crude Oil Future/ barrel (Aug. 2024)	72,09	72,09	0,00%					
Gold Spot \$/Oz	2646,51	2646,87	0,01%					
Ice Newcastle Coal/ metric ton	134,80	133,40	-1,05%					
Malaysia CPO Contract (MYR/Metric ton)	5151,00	5151,00	0,00%					

Indonesia Economic Data (in US\$ Billion, or percentage)				
Indicator	Date	Last	Prev.	Trend
GDP (Gross Domestic Bruto)	30/09/2024	4,95	5,05	↓
CPI (YoY)	30/11/2024	1,55	1,71	↓
CPI Core (YoY)	30/11/2024	2,26	2,26	→
CPI (MoM)	31/10/2024	0,30	0,08	↑
Trade Balance (USD Billion)	31/10/2024	\$ 2,475	\$ 3,231	↓
Export Growth	31/10/2024	\$ 10,25	\$ 6,31	↑
Import Growth	31/10/2024	\$ 17,49	\$ 8,55	↑
Foreign Reserves	31/10/2024	\$ 151,23	\$ 149,92	↑
Balance of Payment	30/09/2024	\$ -2,150	\$ -3,246	↑

Foreign currency (US\$) and Money Market (Rp.)				
Tenor	Sett. Date	BID	OFFER	Gap.
TOD	05/12/2024	15.900	15.920	20,00
TOM	06/12/2024	15.900	15.921	20,25
SPOT	09/12/2024	15.900	15.921	20,25
NDF 1Mo.	09/01/2025	15.921	15.936	15,00
D-NDF 3Mo.	10/03/2025	15.964	15.981	17,00
1 Wk.	16/12/2024	15.903	15.924	20,55
2 Wk.	23/12/2024	15.906	15.927	21,10
1 Mo.	09/01/2025	15.912	15.933	21,00
2 Mo.	10/02/2025	15.923	15.947	24,00
3 Mo.	10/03/2025	15.941	15.964	23,38
6 Mo.	10/06/2025	16.013	16.041	28,75
1 Yr.	09/12/2025	16.175	16.210	35,00

Money Market Rates (ACT/360)									
RATE	O/N	1 Wk	2 Wk	1 Mo	3 Mo	6 Mo	9 Mo	1 Yr	
INTERBANK (IDR)	6,10%	6,33%	6,48%	6,60%	#VALUE!	#VALUE!	no data	no data	no data
INTERBANK (USD)	4,61%	4,63%	4,63%	4,65%	4,69%	4,65%	4,65%	4,61%	4,63%
<b>INDONESIA</b>	<b>6,10%</b>								
SIBOR (SGD)	0,10%	0,14%	no data	0,17%	0,21%	0,25%	0,35%	0,47%	0,58%
LIBOR (USD)	5,06%	no data	no data	4,96%	no data	4,85%	4,68%	no data	6,04%
JIBOR (IDR)	6,10%	6,29%	no data	6,63%	no data	6,92%	7,05%	no data	7,21%

Indonesia Government Bond									
Seri	Coupon	Bid	Offer	Bid Yield	Day(s) to Next Coupon	Last Week	Last Month	Day(s) to maturity	Trend
FR0064	6,125	98,03	98,32	6,776	157	98,24	98,24	1236 Hari	↓
FR0081	6,500	99,86	100,02	6,778	6	100,04	100,04	185 Hari	↓
FR0084	7,250	100,59	101,06	6,714	68	101,02	101,02	427 Hari	↓
FR0090	5,125	96,29	96,58	6,851	127	96,60	96,60	845 Hari	↓
FR0091	6,375	96,97	97,35	6,905	127	97,22	97,22	2647 Hari	↓
FR0092	7,125	100,12	100,77	7,113	6	100,57	100,57	6309 Hari	↓
FR0093	6,375	94,62	96,00	7,024	37	96,04	96,04	4538 Hari	↓
FR0089	6,875	97,11	98,28	7,117	68	97,74	97,74	9612 Hari	↓
FR0095	6,375	98,63	99,04	6,797	68	99,02	99,02	1327 Hari	↓
FR0096	7,000	100,14	100,60	6,975	68	100,60	100,60	2949 Hari	↓
PBS012	8,875	112,18	113,22	6,654	157	112,98	112,98	2497 Hari	↓
PBS003	6,000	99,34	99,56	6,336	37	99,57	99,57	756 Hari	↓
PBS033	6,750	97,57	98,52	6,965	6	98,28	98,28	8110 Hari	↓
PBS036	5,375	99,44	99,53	6,195	68	99,46	99,46	246 Hari	↓
PBS037	6,875	100,46	100,79	6,814	96	100,84	100,84	4058 Hari	↓
PBS029	6,375	98,02	98,29	6,663	96	97,88	97,88	3337 Hari	↑
PBS034	6,500	96,70	97,51	6,862	6	96,88	96,88	5228 Hari	↓
FR0100	6,625	98,13	98,34	6,901	68	98,44	98,44	3309 Hari	↓
FR0101	6,875	100,14	100,50	6,834	127	100,55	100,55	1566 Hari	↓
FR0102	6,875	97,48	98,18	7,078	37	97,89	97,89	10662 Hari	↓
FR0103	6,750	98,21	98,45	6,990	37	98,54	98,54	3817 Hari	↓
FR0104	6,500	98,52	98,77	6,820	37	98,82	98,82	2016 Hari	↓
FR0098	7,125	100,94	101,29	7,023	6	101,32	101,32	4868 Hari	↓
FR0097	7,125	100,16	100,45	7,109	6	100,89	100,89	6669 Hari	↓
PBS038	6,875	98,23	98,83	7,026	6	98,35	98,35	9012 Hari	↓
PBS004	6,100	93,97	94,60	6,835	68	93,92	93,92	4390 Hari	↑
PBS030	5,875	97,25	97,52	6,745	37	97,42	97,42	1296 Hari	↓
PBS039	6,625	97,07	98,06	6,923	37	98,07	98,07	5979 Hari	↓
PBS032	4,875	96,97	97,10	6,893	37	96,94	96,94	575 Hari	↑



Tim Riset:  
 Ryan Eka Putra - Dealer FI - Ext.7952 - ryan.ekaputra@banksumselbabel.com  
 Disclaimer/ Pernyataan bebas tanggung jawab: Semua data dalam lembaran ini hanya dipergunakan sebagai informasi. Kinerja masa lalu bukan merupakan indikasi kinerja masa depan atau perkiraan performa atas suatu instrumen. Informasi yang dimuat dalam lembaran ini diperoleh dari sumber yang dapat dipercaya, namun BPD Sumsel Babel tidak menjamin kelengkapan atau akurasi. Data, opini dan perkiraan yang diungkapkan dapat berubah tanpa pemberitahuan dan BPD Sumsel Babel tegas menolai setiap dan semua tanggung jawab atas pernyataan dan jaminan, tersurat maupun tersirat, yang tercantum di sini, atau yang tidak dicantumkan.