

Fixed Income Daily Report

Monday, 09 December 2024 09:19:07

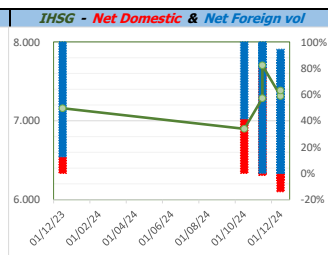
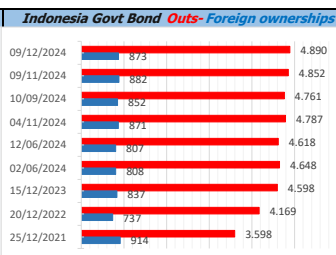
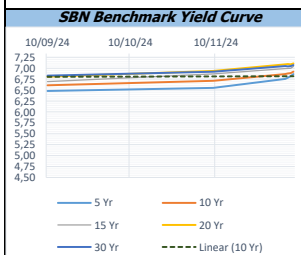
Global Market				Policy rates				
Indicator	price yesterday	TOD price	% chg.	Indicator	Date	Last	Prev.	Trend
USD/IDR Today	15850	15847	-0,02%	BI-7 DS RR		6,00	6,25	↓
SGD/IDR Spot	11839	11807	-0,28%	BI - Depfac	20/11/2024	5,25	5,50	↓
MYR/IDR Spot	3590	3580	-0,28%	BI - LF		6,75	7,00	↓
SAR/IDR Spot	4218	4220	0,05%	US Fed's Current Range		4,75	5,50	↓
US - Dow Jones Industrial Average	44766	44643	-0,28%	LPS IDR		4,25	4,25	→
Tokyo - Nikkei 225	39091	39238	0,38%	LPS USD	01/02/2024	2,25	2,25	→
Hong Kong - Hang Seng Index	19866	19817	-0,25%	LPS BPR		6,75	6,75	→
Singapore - Srait Time Index STI	3796	3790	-0,16%					
Indonesia - IHSG	7383	7389	0,08%					
WTI Crude Oil Future/ barrel (Aug. 2024)	72,09	72,09	0,00%					
Gold Spot \$/Oz	2644,77	2645,13	0,01%					
Ice Newcastle Coal/ metric ton	133,25	133,25	0,00%					
Malaysia CPO Contract (MYR/Metric ton)	5151,00	5151,00	0,00%					

Indonesia Economic Data (in US\$ Billion, or percentage)				
Indicator	Date	Last	Prev.	Trend
GDP (Gross Domestic Bruto)	30/09/2024	4,95	5,05	↓
CPI (YoY)	30/11/2024	1,55	1,71	↓
CPI Core (YoY)	30/11/2024	2,26	2,26	→
CPI (MoM)	31/10/2024	0,30	0,08	↑
Trade Balance (USD Billion)	31/10/2024	\$ 2,475	\$ 3,231	↓
Export Growth	31/10/2024	\$ 10,25	\$ 6,31	↑
Import Growth	31/10/2024	\$ 17,49	\$ 8,55	↑
Foreign Reserves	30/11/2024	\$ 150,24	\$ 151,23	↓
Balance of Payment	30/09/2024	\$ -2.150	\$ -3.246	↑

Foreign currency (US\$) and Money Market (Rp.)				
Tenor	Sett. Date	BID	OFFER	Gap.
TOD	09/12/2024	15.845	15.850	5,00
TOM	10/12/2024	15.845	15.851	5,20
SPOT	11/12/2024	15.845	15.851	5,20
NDF 1Mo.	13/01/2025	15.865	15.888	23,00
D-NDF 3Mo.	11/03/2025	15.907	15.932	25,00
1 Wk.	18/12/2024	15.847	15.854	7,12
2 Wk.	27/12/2024	15.848	15.856	7,89
1 Mo.	13/01/2025	15.855	15.863	8,50
2 Mo.	11/02/2025	15.866	15.876	10,29
3 Mo.	11/03/2025	15.884	15.893	9,00
6 Mo.	11/06/2025	15.950	15.963	12,50
1 Yr.	11/12/2025	16.085	16.125	40,00

Money Market Rates (ACT/360)									
RATE	O/N	1 Wk	2 Wk	1 Mo	3 Mo	6 Mo	9 Mo	1 Yr	
INTERBANK (IDR)	5,97%	6,38%	6,48%	6,60%	#VALUE!	#VALUE!	no data	no data	no data
INTERBANK (USD)	4,63%	4,63%	4,58%	4,61%	4,63%	4,75%	4,57%	4,54%	4,52%
INDONESIA	5,97%								
SIBOR (SGD)	0,10%	0,14%	no data	0,17%	0,21%	0,25%	0,35%	0,47%	0,58%
LIBOR (USD)	5,06%	no data	no data	4,96%	no data	4,85%	4,68%	no data	6,04%
JIBOR (IDR)	5,97%	6,29%	no data	6,63%	no data	6,92%	7,05%	no data	7,21%

Indonesia Government Bond									
Seri	Coupon	Bid	Offer	Bid Yield	Day(s) to Next Coupon	Last Week	Last Month	Day(s) to maturity	Trend
FR0064	6,125	97,62	97,99	6,913	155	97,82	98,24	1234 Hari	↓
FR0081	6,500	99,88	100,02	6,748	4	99,98	100,04	183 Hari	↓
FR0084	7,250	100,51	101,05	6,785	66	100,78	101,02	425 Hari	↓
FR0090	5,125	96,19	96,54	6,906	125	96,36	96,60	843 Hari	↓
FR0091	6,375	96,97	97,32	6,906	125	97,09	97,22	2645 Hari	↓
FR0092	7,125	100,19	100,85	7,106	4	100,41	100,57	6307 Hari	↓
FR0093	6,375	94,94	96,83	6,984	35	95,89	96,04	4536 Hari	↓
FR0089	6,875	97,22	98,27	7,108	66	97,86	97,74	9610 Hari	↓
FR0095	6,375	98,44	98,83	6,859	66	98,77	99,02	1325 Hari	↓
FR0096	7,000	100,06	100,52	6,989	66	100,32	100,60	2947 Hari	↓
PBS012	8,875	112,22	112,85	6,646	155	112,53	112,98	2495 Hari	↓
PBS003	6,000	98,57	99,07	6,740	35	98,82	99,57	755 Hari	↓
PBS033	6,750	97,56	98,63	6,966	4	98,09	98,28	8108 Hari	↓
PBS036	5,375	99,26	99,58	6,485	66	99,42	99,46	244 Hari	↓
PBS037	6,875	100,67	101,01	6,787	94	100,84	100,84	4056 Hari	↓
PBS029	6,375	97,87	98,14	6,685	94	98,00	97,88	3335 Hari	↓
PBS034	6,500	96,79	97,61	6,853	4	97,20	96,88	5226 Hari	↓
FR0100	6,625	98,00	98,40	6,921	66	98,16	98,44	3307 Hari	↓
FR0101	6,875	100,01	100,32	6,870	125	100,16	100,55	1564 Hari	↓
FR0102	6,875	97,43	98,21	7,083	35	97,89	97,89	10660 Hari	↓
FR0103	6,750	98,17	98,46	6,997	35	98,29	98,54	3815 Hari	↓
FR0104	6,500	98,40	98,73	6,847	35	98,59	98,82	2014 Hari	↓
FR0098	7,125	100,73	101,15	7,040	4	100,90	101,32	4866 Hari	↓
FR0097	7,125	100,15	100,52	7,110	4	100,34	100,89	6667 Hari	↓
PBS038	6,875	97,32	97,88	7,106	4	97,60	98,35	9010 Hari	↓
PBS004	6,100	93,92	94,54	6,843	66	94,23	93,92	4388 Hari	↓
PBS030	5,875	97,09	97,37	6,798	35	97,23	97,42	1294 Hari	↓
PBS039	6,625	97,28	98,41	6,902	35	97,84	98,07	5977 Hari	↓
PBS032	4,875	96,94	97,05	6,921	35	97,00	96,94	573 Hari	↓



Tim Riset: Ryan Eka Putra - Dealer FI - Ext.7952 - ryan.ekaputra@banksumselbabel.com

Disclaimer/ Pernyataan bebas tanggung jawab: Semua data dalam lembaran ini hanya dipergunakan sebagai informasi. Kinerja masa lalu bukan merupakan indikasi kinerja masa depan atau perkiraan performa atas suatu instrumen. Informasi yang dimuat dalam lembaran ini diperoleh dari sumber yang dapat dipercaya, namun BPD Sumsel Babel tidak menjamin kelengkapan atau akurasi. Data, opini dan perkiraan yang diungkapkan dapat berubah tanpa pemberitahuan dan BPD Sumsel Babel tegas menolai setiap dan semua tanggung jawab atas pernyataan dan jaminan, tersurat maupun tersirat, yang tercantum di sini, atau yang tidak dicantumkan.