

Fixed Income Daily Report

Wednesday, 11 December 2024 09:00:07

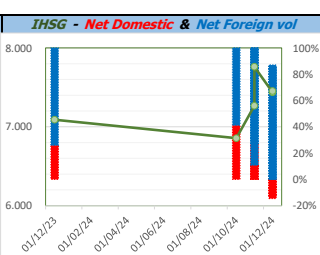
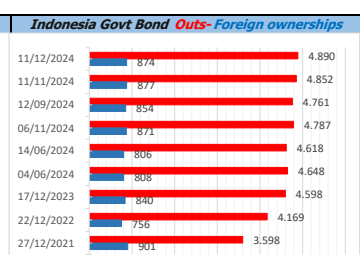
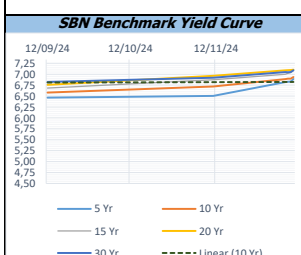
Global Market				Policy rates				
Indicator	price yesterday	TOD price	% chg.	Indicator	Date	Last	Prev.	Trend
USD/IDR Today	15865	15865	0,00%	BI-7 DS RR		6,00	6,25	↓
SGD/IDR Spot	11840	11837	-0,02%	BI - Depfac	20/11/2024	5,25	5,50	↓
MYR/IDR Spot	3586	3585	-0,03%	BI - LF		6,75	7,00	↓
SAR/IDR Spot	4224	4226	0,05%	US Fed's Current Range		4,75	5,50	↓
US - Dow Jones Industrial Average	44402	44248	-0,35%	LPS IDR		4,25	4,25	→
Tokyo - Nikkei 225	39368	39258	-0,28%	LPS USD	01/02/2024	2,25	2,25	→
Hong Kong - Hang Seng Index	20311	20417	0,52%	LPS BPR		6,75	6,75	→
Singapore - Srait Time Index STI	3814	3799	-0,38%					
Indonesia - IHSG	7453	7454	0,01%					
WTI Crude Oil Future/ barrel (Aug. 2024)	72,09	72,09	0,00%					
Gold Spot \$/Oz	2700,26	2700,71	0,02%					
Ice Newcastle Coal/ metric ton	133,75	133,45	-0,22%					
Malaysia CPO Contract (MYR/Metric ton)	#N/A N/A	#N/A N/A	#VALUE!					

Foreign currency (US\$) and Money Market (Rp.)				
Tenor	Sett. Date	BID	OFFER	Gap.
TOD	11/12/2024	15.860	15.870	10,00
TOM	12/12/2024	15.860	15.870	10,11
SPOT	13/12/2024	15.860	15.870	10,11
NDF 1Mo.	13/01/2025	15.895	15.911	16,00
D-NDF 3Mo.	13/03/2025	15.932	15.954	22,00
1 Wk.	20/12/2024	15.862	15.873	10,59
2 Wk.	27/12/2024	15.864	15.876	12,29
1 Mo.	13/01/2025	15.872	15.882	10,86
2 Mo.	13/02/2025	15.883	15.898	14,66
3 Mo.	13/03/2025	15.900	15.912	12,00
6 Mo.	13/06/2025	15.962	15.985	23,00
1 Yr.	15/12/2025	16.105	16.145	40,00

Indonesia Economic Data (in US\$ Billion, or percentage)				
Indicator	Date	Last	Prev.	Trend
GDP (Gross Domestic Bruto)	30/09/2024	4,95	5,05	↓
CPI (YoY)	30/11/2024	1,55	1,71	↓
CPI Core (YoY)	30/11/2024	2,26	2,26	→
CPI (MoM)	31/10/2024	0,30	0,08	↑
Trade Balance (USD Billion)	31/10/2024	\$ 2,475	\$ 3,231	↓
Export Growth	31/10/2024	\$ 10,25	\$ 6,31	↑
Import Growth	31/10/2024	\$ 17,49	\$ 8,55	↑
Foreign Reserves	30/11/2024	\$ 150,24	\$ 151,23	↓
Balance of Payment	30/09/2024	\$ -2.150	\$ -3.246	↑

Money Market Rates (ACT/360)									
RATE	O/N	1 Wk	2 Wk	1 Mo	2 Mo	3 Mo	6 Mo	9 Mo	1 Yr
INTERBANK (IDR)	6,10%	6,33%	6,43%	6,60%	#VALUE!	#VALUE!	no data	no data	no data
INTERBANK (USD)	4,61%	4,61%	4,55%	4,65%	4,62%	4,60%	4,55%	4,55%	4,53%
INDONESIA	6,10%								
SIBOR (SGD)	0,10%	0,14%	no data	0,17%	0,21%	0,25%	0,35%	0,47%	0,58%
LIBOR (USD)	5,06%	no data	no data	4,96%	no data	4,85%	4,68%	no data	6,04%
JIBOR (IDR)	6,10%	6,29%	no data	6,63%	no data	6,92%	7,05%	no data	7,21%

Indonesia Government Bond									
Seri	Coupon	Bid	Offer	Bid Yield	Day(s) to Next Coupon	Last Week	Last Month	Day(s) to maturity	Trend
FR0064	6,125	97,49	97,99	6,960	153	97,82	98,24	1232 Hari	↓
FR0081	6,500	99,85	100,04	6,795	2	99,98	100,04	181 Hari	↓
FR0084	7,250	100,35	101,15	6,926	64	100,78	101,02	423 Hari	↓
FR0090	5,125	96,13	96,48	6,938	123	96,36	96,60	841 Hari	↓
FR0091	6,375	96,69	97,21	6,957	123	97,09	97,22	2643 Hari	↓
FR0092	7,125	99,95	100,79	7,130	2	100,41	100,57	6305 Hari	↓
FR0093	6,375	95,20	96,67	6,953	33	95,89	96,04	4534 Hari	↓
FR0089	6,875	97,03	97,94	7,124	64	97,86	97,74	9608 Hari	↓
FR0095	6,375	98,44	98,89	6,860	64	98,77	99,02	1323 Hari	↓
FR0096	7,000	100,01	100,41	6,997	64	100,32	100,60	2945 Hari	↓
PBS012	8,875	112,22	112,82	6,643	153	112,53	112,98	2493 Hari	↓
PBS003	6,000	98,28	99,06	6,884	33	98,93	98,93	753 Hari	↓
PBS033	6,750	97,27	98,43	6,992	2	98,09	98,28	8106 Hari	↓
PBS036	5,375	99,26	99,61	6,491	64	99,42	99,46	242 Hari	↓
PBS037	6,875	100,67	101,01	6,787	92	100,84	100,84	4054 Hari	↓
PBS029	6,375	97,57	97,84	6,730	92	98,00	97,88	3333 Hari	↓
PBS034	6,500	96,80	97,63	6,852	2	97,20	96,88	5224 Hari	↓
FR0100	6,625	97,90	98,26	6,936	64	98,16	98,44	3305 Hari	↓
FR0101	6,875	99,93	100,23	6,890	123	100,16	100,55	1562 Hari	↓
FR0102	6,875	97,34	98,14	7,091	33	97,89	97,89	10658 Hari	↓
FR0103	6,750	98,05	98,24	7,013	33	98,29	98,54	3813 Hari	↓
FR0104	6,500	98,18	98,46	6,895	33	98,59	98,82	2012 Hari	↓
FR0098	7,125	100,35	100,82	7,085	2	100,90	101,32	4864 Hari	↓
FR0097	7,125	100,47	100,70	7,079	2	100,34	100,89	6665 Hari	↑
PBS038	6,875	97,14	97,72	7,122	2	97,60	98,35	9008 Hari	↓
PBS004	6,100	93,78	94,40	6,861	64	94,23	93,92	4386 Hari	↓
PBS030	5,875	97,06	97,34	6,809	33	97,23	97,42	1292 Hari	↓
PBS039	6,625	97,48	98,57	6,881	33	97,84	98,07	5975 Hari	↓
PBS032	4,875	96,77	97,14	7,049	33	97,00	96,94	571 Hari	↓



Tim Riset:
 Ryan Eka Putra - Dealer FI - Ext.7952 - ryan.ekaputra@banksumselbabel.com
 Disclaimer/ Pernyataan bebas tanggung jawab: Semua data dalam lembaran ini hanya dipergunakan sebagai informasi. Kinerja masa lalu bukan merupakan indikasi kinerja masa depan atau perkiraan performa suatu instrumen. Informasi yang dimuat dalam lembaran ini diperoleh dari sumber yang dapat dipercaya, namun BPD Sumsel Babel tidak menjamin kelengkapan atau akurasi. Data, opini dan perkiraan yang diungkapkan dapat berubah tanpa pemberitahuan dan BPD Sumsel Babel tegas menolai setiap dan semua tanggung jawab atas pernyataan dan jaminan, tersurat maupun tersirat, yang tercantum di sini, atau yang tidak dicantumkan.