

Fixed Income Daily Report

Friday, 13 December 2024 09:01:31

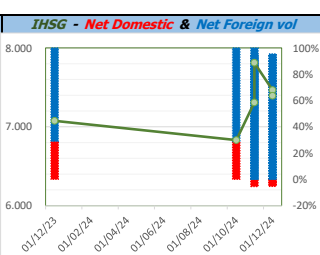
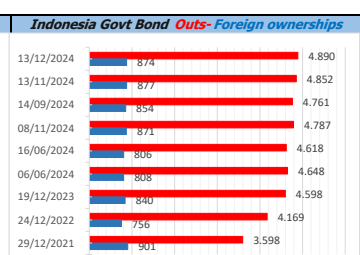
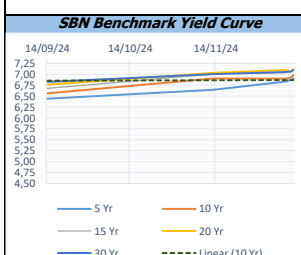
Global Market				Policy rates				
Indicator	price yesterday	TOD price	% chg.	Indicator	Date	Last	Prev.	Trend
USD/IDR Today	15925	15973	0,30%	BI-7 DS RR		6,00	6,25	↓
SGD/IDR Spot	11834	11864	0,25%	BI - Depfac	20/11/2024	5,25	5,50	↓
MYR/IDR Spot	3588	3588	0,01%	BI - LF		6,75	7,00	↓
SAR/IDR Spot	4244	4249	0,12%	US Fed's Current Range		4,75	5,50	↓
US - Dow Jones Industrial Average	44149	43914	-0,53%	LPS IDR		4,25	4,25	→
Tokyo - Nikkei 225	39849	39443	-1,03%	LPS USD	01/02/2024	2,25	2,25	→
Hong Kong - Hang Seng Index	20397	20145	-1,25%	LPS BPR		6,75	6,75	→
Singapore - Srait Time Index STI	3809	3814	0,13%					
Indonesia - IHSG	7394	7392	-0,03%					
WTI Crude Oil Future/ barrel (Aug. 2024)	72,09	72,09	0,00%					
Gold Spot \$/Oz	2689,43	2689,94	0,02%					
Ice Newcastle Coal/ metric ton	133,75	132,50	-0,94%					
Malaysia CPO Contract (MYR/Metric ton)	#N/A N/A	#N/A N/A	#VALUE!					

Foreign currency (US\$) and Money Market (Rp.)					
Tenor	Sett. Date	BID	OFFER	Gap.	
TOD	13/12/2024	15.935	15.945	10,00	
TOM	14/12/2024	15.935	15.946	10,50	
SPOT	17/12/2024	15.935	15.946	10,50	
NDF 1Mo.	17/01/2025	15.973	15.986	13,00	
D-NDF 3Mo.	17/03/2025	16.017	16.030	13,00	
1 Wk.	24/12/2024	15.937	15.948	11,06	
2 Wk.	31/12/2024	15.940	15.951	10,77	
1 Mo.	17/01/2025	15.946	15.957	11,25	
2 Mo.	18/02/2025	15.958	15.972	14,00	
3 Mo.	17/03/2025	15.975	15.990	15,00	
6 Mo.	17/06/2025	16.041	16.058	17,00	
1 Yr.	17/12/2025	16.185	16.225	40,00	

Indonesia Economic Data (in US\$ Billion, or percentage)					
Indicator	Date	Last	Prev.	Trend	
GDP (Gross Domestic Bruto)	30/09/2024	4,95	5,05	↓	
CPI (YoY)	30/11/2024	1,55	1,71	↓	
CPI Core (YoY)	30/11/2024	2,26	2,26	→	
CPI (MoM)	31/10/2024	0,30	0,08	↑	
Trade Balance (USD Billion)	31/10/2024	\$ 2.475	\$ 3.231	↓	
Export Growth	31/10/2024	\$ 10,25	\$ 6,31	↑	
Import Growth	31/10/2024	\$ 17,49	\$ 8,55	↑	
Foreign Reserves	30/11/2024	\$ 150,24	\$ 151,23	↓	
Balance of Payment	30/09/2024	\$ -2.150	\$ -3.246	↑	

Money Market Rates (ACT/360)									
RATE	O/N	1 Wk	2 Wk	1 Mo	2 Mo	3 Mo	6 Mo	9 Mo	1 Yr
INTERBANK (IDR)	5,85%	6,33%	6,48%	6,60%	#VALUE!	#VALUE!	no data	no data	no data
INTERBANK (USD)	4,63%	4,49%	4,48%	4,58%	4,57%	4,54%	4,51%	4,54%	4,52%
INDONESIA	5,85%								
SIBOR (SGD)	0,10%	0,14%	no data	0,17%	0,21%	0,25%	0,35%	0,47%	0,58%
LIBOR (USD)	5,06%	no data	no data	4,96%	no data	4,85%	4,68%	no data	6,04%
JIBOR (IDR)	5,85%	6,28%	no data	6,63%	no data	6,92%	7,06%	no data	7,21%

Indonesia Government Bond									
Seri	Coupon	Bid	Offer	Bid Yield	Day(s) to Next Coupon	Last Week	Last Month	Day(s) to maturity	Trend
FR0064	6,125	97,54	98,02	6,946	149	97,82	98,24	1228 Hari	↓
FR0081	6,500	99,84	100,03	6,828	180	99,98	100,04	178 Hari	↓
FR0084	7,250	100,25	100,97	7,009	60	100,78	101,02	419 Hari	↓
FR0090	5,125	96,12	96,45	6,955	119	96,36	96,60	837 Hari	↓
FR0091	6,375	96,43	96,93	7,003	119	97,09	97,22	2639 Hari	↓
FR0092	7,125	99,94	100,69	7,131	180	100,41	100,57	6301 Hari	↓
FR0093	6,375	95,02	96,71	6,975	29	95,89	96,04	4530 Hari	↓
FR0089	6,875	96,96	98,00	7,131	60	97,86	97,74	9604 Hari	↓
FR0095	6,375	98,40	98,88	6,872	60	98,77	99,02	1319 Hari	↓
FR0096	7,000	99,83	100,28	7,025	60	100,32	100,60	2941 Hari	↓
PBS012	8,875	112,22	112,82	6,641	149	112,53	112,98	2489 Hari	↓
PBS003	6,000	98,52	99,25	6,771	29	98,82	99,57	749 Hari	↓
PBS033	6,750	97,27	98,44	6,993	180	98,09	98,28	8102 Hari	↓
PBS036	5,375	99,47	99,54	6,172	60	99,42	99,46	238 Hari	↑
PBS037	6,875	100,67	101,01	6,787	88	100,84	100,84	4050 Hari	↓
PBS029	6,375	97,59	97,86	6,728	88	98,00	97,88	3329 Hari	↓
PBS034	6,500	96,84	97,68	6,847	180	97,20	96,88	5220 Hari	↓
FR0100	6,625	97,51	97,90	6,995	60	98,16	98,44	3301 Hari	↓
FR0101	6,875	99,87	100,16	6,905	119	100,16	100,55	1558 Hari	↓
FR0102	6,875	97,25	98,01	7,098	29	97,89	97,89	10654 Hari	↓
FR0103	6,750	97,87	98,12	7,038	29	98,29	98,54	3809 Hari	↓
FR0104	6,500	98,23	98,46	6,887	29	98,59	98,82	2008 Hari	↓
FR0098	7,125	100,17	100,70	7,105	180	100,90	101,32	4860 Hari	↓
FR0097	7,125	100,18	100,60	7,108	180	100,34	100,89	6661 Hari	↓
PBS038	6,875	97,10	97,74	7,125	180	97,60	98,35	9004 Hari	↓
PBS004	6,100	93,93	94,55	6,842	60	94,23	93,92	4382 Hari	↓
PBS030	5,875	97,02	97,30	6,824	29	97,23	97,42	1288 Hari	↓
PBS039	6,625	97,43	98,57	6,886	29	97,84	98,07	5971 Hari	↓
PBS032	4,875	96,79	97,14	7,052	29	97,00	96,94	567 Hari	↓



Tim Riset:
Ryan Eka Putra - Dealer FI - Ext.7952 - ryan.ekaputra@banksumselbabel.com

Disclaimer/ Pernyataan bebas tanggung jawab: Semua data dalam lembaran ini hanya dipergunakan sebagai informasi, Kinerja masa lalu bukan merupakan indikasi kinerja masa depan atau perkiraan performa atas suatu instrumen. Informasi yang dimuat dalam lembaran ini diperoleh dari sumber yang dapat dipercaya, namun BPD Sumsel Babel tidak menjamin kelengkapan atau akurasi. Data, opini dan perkiraan yang diungkapkan dapat berubah tanpa pemberitahuan dan BPD Sumsel Babel tegas menolai setiap dan semua tanggung jawab atas pernyataan dan jaminan, tersurat maupun tersirat, yang tercantum di sini, atau yang tidak dicantumkan.