

### Fixed Income Daily Report

Monday, 16 December 2024 09:01:50

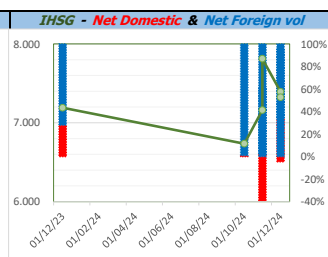

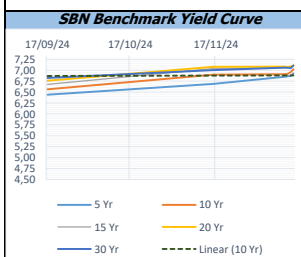
Global Market				Policy rates				
Indicator	price yesterday	TOD price	% chg.	Indicator	Date	Last	Prev.	Trend
USD/IDR Today	15995	16005	0,06%	BI-7 DS RR		6,00	6,25	↓
SGD/IDR Spot	11859	11864	0,05%	BI - Depfac	20/11/2024	5,25	5,50	↓
MYR/IDR Spot	3588	3587	-0,03%	BI - LF		6,75	7,00	↓
SAR/IDR Spot	4261	4261	0,00%	US Fed's Current Range		4,75	5,50	↓
US - Dow Jones Industrial Average	43914	43828	-0,20%	LPS IDR		4,25	4,25	→
Tokyo - Nikkei 225	39470	39462	-0,02%	LPS USD	01/02/2024	2,25	2,25	→
Hong Kong - Hang Seng Index	19971	19957	-0,07%	LPS BPR		6,75	6,75	→
Singapore - Srait Time Index STI	3810	3814	0,09%					
Indonesia - IHSG	7325	7312	-0,17%					
WTI Crude Oil Future/ barrel (Aug. 2024)	72,09	72,09	0,00%					
Gold Spot \$/Oz	2652,62	2653,11	0,02%					
Ice Newcastle Coal/ metric ton	132,50	130,75	-1,34%					
Malaysia CPO Contract (MYR/Metric ton)	#N/A N/A	#N/A N/A	#VALUE!					

Indonesia Economic Data (in US\$ Billion, or percentage)				
Indicator	Date	Last	Prev.	Trend
GDP (Gross Domestic Bruto)	30/09/2024	4,95	5,05	↓
CPI (YoY)	30/11/2024	1,55	1,71	↓
CPI Core (YoY)	30/11/2024	2,26	2,26	→
CPI (MoM)	31/10/2024	0,30	0,08	↑
Trade Balance (USD Billion)	31/10/2024	\$ 2,475	\$ 3,231	↓
Export Growth	31/10/2024	\$ 10,25	\$ 6,31	↑
Import Growth	31/10/2024	\$ 17,49	\$ 8,55	↑
Foreign Reserves	30/11/2024	\$ 150,24	\$ 151,23	↓
Balance of Payment	30/09/2024	\$ -2.150	\$ -3.246	↑

Foreign currency (US\$) and Money Market (Rp.)				
Tenor	Sett. Date	BID	OFFER	Gap.
TOD	16/12/2024	15.990	16.005	15,00
TOM	17/12/2024	15.990	16.005	15,20
SPOT	18/12/2024	15.990	16.005	15,20
NDF 1Mo.	21/01/2025	16.041	16.058	17,00
D-NDF 3Mo.	18/03/2025	16.083	16.102	19,00
1 Wk.	27/12/2024	15.992	16.008	15,94
2 Wk.	02/01/2025	15.995	16.011	15,78
1 Mo.	21/01/2025	16.001	16.018	16,50
2 Mo.	18/02/2025	16.013	16.032	19,25
3 Mo.	18/03/2025	16.031	16.049	18,00
6 Mo.	18/06/2025	16.097	16.119	22,50
1 Yr.	18/12/2025	16.248	16.295	47,50

Money Market Rates (ACT/360)									
RATE	O/N	1 Wk	2 Wk	1 Mo	2 Mo	3 Mo	6 Mo	9 Mo	1 Yr
INTERBANK (IDR)	5,92%	6,33%	6,48%	6,60%	#VALUE!	#VALUE!	no data	no data	no data
INTERBANK (USD)	4,63%	4,53%	4,44%	4,59%	4,60%	4,77%	4,57%	4,57%	4,55%
<b>INDONESIA</b>	<b>5,92%</b>								
SIBOR (SGD)	0,10%	0,14%	no data	0,17%	0,21%	0,25%	0,35%	0,47%	0,58%
LIBOR (USD)	5,06%	no data	no data	4,96%	no data	4,85%	4,68%	no data	6,04%
JIBOR (IDR)	5,92%	6,29%	no data	6,63%	no data	6,92%	7,06%	no data	7,22%

Indonesia Government Bond									
Seri	Coupon	Bid	Offer	Bid Yield	Day(s) to Next Coupon	Last Week	Last Month	Day(s) to maturity	Trend
FR0064	6,125	97,64	97,84	6,913	148	97,74	98,24	1227 Hari	↓
FR0081	6,500	99,82	99,98	6,869	179	99,90	100,04	177 Hari	↓
FR0084	7,250	100,25	100,97	7,009	59	100,78	101,02	418 Hari	↓
FR0090	5,125	96,13	96,39	6,946	118	96,26	96,60	836 Hari	↓
FR0091	6,375	96,41	96,70	7,007	118	96,51	97,22	2638 Hari	↓
FR0092	7,125	99,93	100,56	7,132	179	100,24	100,57	6300 Hari	↓
FR0093	6,375	95,01	96,67	6,977	28	95,84	96,04	4529 Hari	↓
FR0089	6,875	96,89	97,88	7,136	59	97,39	97,74	9603 Hari	↓
FR0095	6,375	98,37	98,80	6,881	59	98,59	99,02	1318 Hari	↓
FR0096	7,000	99,61	99,89	7,062	59	99,82	100,60	2940 Hari	↓
PBS012	8,875	112,21	112,69	6,642	148	112,45	112,98	2488 Hari	↓
PBS003	6,000	98,52	99,26	6,774	28	98,89	99,57	748 Hari	↓
PBS033	6,750	97,26	98,44	6,993	179	97,85	98,28	8101 Hari	↓
PBS036	5,375	99,47	99,54	6,172	59	99,42	99,46	237 Hari	↑
PBS037	6,875	100,67	101,01	6,787	87	100,84	100,84	4049 Hari	↓
PBS029	6,375	97,57	97,84	6,731	87	97,70	97,88	3328 Hari	↓
PBS034	6,500	96,89	97,73	6,841	179	97,31	96,88	5220 Hari	↓
FR0100	6,625	97,10	97,30	7,059	59	97,47	98,44	3300 Hari	↓
FR0101	6,875	99,83	100,05	6,919	118	99,93	100,55	1557 Hari	↓
FR0102	6,875	97,14	97,96	7,107	28	97,55	97,89	10653 Hari	↓
FR0103	6,750	97,51	97,77	7,088	28	97,73	98,54	3808 Hari	↓
FR0104	6,500	98,06	98,30	6,924	28	98,26	98,82	2007 Hari	↓
FR0098	7,125	100,08	100,61	7,116	179	100,27	101,32	4860 Hari	↓
FR0097	7,125	100,19	100,51	7,106	179	100,35	100,89	6660 Hari	↓
PBS038	6,875	97,01	97,67	7,133	179	97,34	98,35	9003 Hari	↓
PBS004	6,100	94,03	94,64	6,829	59	94,34	93,92	4381 Hari	↓
PBS030	5,875	96,97	97,24	6,844	28	97,10	97,42	1287 Hari	↓
PBS039	6,625	97,43	98,57	6,887	28	98,00	98,07	5970 Hari	↓
PBS032	4,875	96,90	97,06	6,975	28	96,98	96,94	566 Hari	↓



Tim Riset:  
 Ryan Eka Putra - Dealer FI - Ext.7952 - ryan.ekaputra@banksumselabel.com  
 Disclaimer/ Pernyataan bebas tanggung jawab: Semua data dalam lembaran ini hanya dipergunakan sebagai informasi. Kinerja masa lalu bukan merupakan indikasi kinerja masa depan atau perkiraan performa atas suatu instrumen. Informasi yang dimuat dalam lembaran ini diperoleh dari sumber yang dapat dipercaya, namun BPD Sumsel Babel tidak menjamin kelengkapan atau akurasi. Data, opini dan perkiraan yang diungkapkan dapat berubah tanpa pemberitahuan dan BPD Sumsel Babel tegas menolai setiap dan semua tanggung jawab atas pernyataan dan jaminan, tersurat maupun tersirat, yang tercantum di sini, atau yang tidak dicantumkan.