

Fixed Income Daily Report

Thursday, 19 December 2024 09:10:45

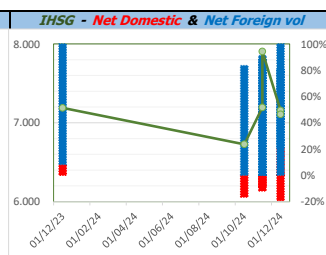
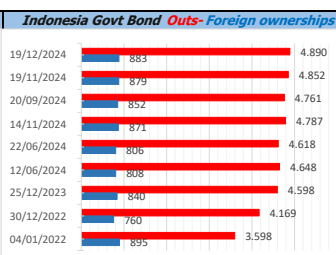
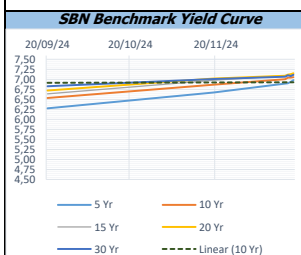
Global Market				Policy rates				
Indicator	price yesterday	TOD price	% chg.	Indicator	Date	Last	Prev.	Trend
USD/IDR Today	16090	16225	0,83%	BI-7 DS RR		6,00	6,25	↓
SGD/IDR Spot	11915	11917	0,02%	BI - Depfac	18/12/2024	5,25	5,50	↓
MYR/IDR Spot	3601	3603	0,07%	BI - LF		6,75	7,00	↓
SAR/IDR Spot	4302	4313	0,26%	US Fed's Current Range		4,50	5,50	↓
US - Dow Jones Industrial Average	43450	42327	-2,65%	LPS IDR		4,25	4,25	→
Tokyo - Nikkei 225	39082	38631	-1,17%	LPS USD	01/02/2024	2,25	2,25	→
Hong Kong - Hang Seng Index	19865	19685	-0,91%	LPS BPR		6,75	6,75	→
Singapore - Srait Time Index STI	3780	3769	-0,28%					
Indonesia - IHSG	7108	7006	-1,46%					
WTI Crude Oil Future/ barrel (Aug. 2024)	72,09	72,09	0,00%					
Gold Spot \$/Oz	2611,71	2612,41	0,03%					
Ice Newcastle Coal/ metric ton	129,00	128,25	-0,58%					
Malaysia CPO Contract (MYR/Metric ton)	#N/A N/A	#N/A N/A	#VALUE!					

Indonesia Economic Data (in US\$ Billion, or percentage)				
Indicator	Date	Last	Prev.	Trend
GDP (Gross Domestic Bruto)	30/09/2024	4,95	5,05	↓
CPI (YoY)	30/11/2024	1,55	1,71	↓
CPI Core (YoY)	30/11/2024	2,26	2,26	→
CPI (MoM)	31/10/2024	0,30	0,08	↑
Trade Balance (USD Billion)	30/11/2024	\$ 4,420	\$ 2,483	↑
Export Growth	30/11/2024	\$ 9,14	\$ 10,27	↓
Import Growth	30/11/2024	\$ 0,01	\$ 17,49	↓
Foreign Reserves	30/11/2024	\$ 150,24	\$ 151,23	↓
Balance of Payment	30/09/2024	\$ -2,150	\$ -3,246	↑

Foreign currency (US\$) and Money Market (Rp.)				
Tenor	Sett. Date	BID	OFFER	Gap.
TOD	19/12/2024	16.210	16.250	40,00
TOM	20/12/2024	16.210	16.251	40,42
SPOT	23/12/2024	16.210	16.251	40,42
NDF 1Mo.	23/01/2025	16.254	16.280	26,00
D-NDF 3Mo.	24/03/2025	16.306	16.323	17,00
1 Wk.	30/12/2024	16.213	16.254	41,07
2 Wk.	06/01/2025	16.217	16.257	40,94
1 Mo.	23/01/2025	16.222	16.266	44,00
2 Mo.	24/02/2025	16.235	16.281	46,00
3 Mo.	24/03/2025	16.250	16.298	48,00
6 Mo.	23/06/2025	16.315	16.365	50,00
1 Yr.	23/12/2025	16.475	16.545	70,00

Money Market Rates (ACT/360)									
RATE	O/N	1 Wk	2 Wk	1 Mo	2 Mo	3 Mo	6 Mo	9 Mo	1 Yr
INTERBANK (IDR)	6,08%	6,33%	6,48%	6,60%	#VALUE!	6,73%	no data	no data	no data
INTERBANK (USD)	4,48%	4,39%	4,43%	4,58%	4,53%	4,57%	4,57%	4,58%	4,61%
INDONESIA	6,08%								
SIBOR (SGD)	0,10%	0,14%	no data	0,17%	0,21%	0,25%	0,35%	0,47%	0,58%
LIBOR (USD)	5,06%	no data	no data	4,96%	no data	4,85%	4,68%	no data	6,04%
JIBOR (IDR)	6,08%	6,29%	no data	6,63%	no data	6,92%	7,06%	no data	7,22%

Indonesia Government Bond									
Seri	Coupon	Bid	Offer	Bid Yield	Day(s) to Next Coupon	Last Week	Last Month	Day(s) to maturity	Trend
FR0064	6,125	97,44	97,79	6,980	143	97,74	98,24	1222 Hari	↓
FR0081	6,500	99,75	99,95	7,018	174	99,90	100,04	172 Hari	↓
FR0084	7,250	100,55	101,00	6,737	54	100,49	101,16	413 Hari	↑
FR0090	5,125	96,12	96,41	6,959	113	96,26	96,60	831 Hari	↓
FR0091	6,375	96,01	96,40	7,081	113	96,51	97,22	2633 Hari	↓
FR0092	7,125	99,83	100,48	7,142	174	100,24	100,57	6296 Hari	↓
FR0093	6,375	94,63	96,36	7,025	23	95,67	95,93	4524 Hari	↓
FR0089	6,875	96,51	97,76	7,169	54	97,39	97,74	9598 Hari	↓
FR0095	6,375	98,05	98,50	6,985	54	98,59	99,02	1313 Hari	↓
FR0096	7,000	99,52	99,90	7,077	54	99,82	100,60	2935 Hari	↓
PBS012	8,875	112,17	112,93	6,647	143	112,45	112,98	2484 Hari	↓
PBS003	6,000	98,14	98,35	6,980	23	98,67	98,93	743 Hari	↓
PBS033	6,750	97,93	99,04	6,933	174	97,85	98,28	8097 Hari	↑
PBS036	5,375	99,37	99,55	6,360	54	99,39	99,49	232 Hari	↓
PBS037	6,875	100,03	100,36	6,869	82	100,84	100,84	4044 Hari	↓
PBS029	6,375	97,64	97,92	6,720	82	97,70	97,88	3323 Hari	↓
PBS034	6,500	96,07	96,91	6,934	174	97,31	96,88	5215 Hari	↓
FR0100	6,625	97,03	97,34	7,070	54	97,47	98,44	3295 Hari	↓
FR0101	6,875	99,53	99,87	7,000	113	99,93	100,55	1552 Hari	↓
FR0102	6,875	97,07	97,72	7,113	23	97,55	97,89	10648 Hari	↓
FR0103	6,750	97,08	97,45	7,147	23	97,73	98,54	3803 Hari	↓
FR0104	6,500	97,68	98,06	7,009	23	98,26	98,82	2002 Hari	↓
FR0098	7,125	99,76	100,22	7,152	174	100,27	101,32	4855 Hari	↓
FR0097	7,125	99,89	100,29	7,135	174	100,35	100,89	6656 Hari	↓
PBS038	6,875	96,81	97,43	7,150	174	97,34	98,35	8998 Hari	↓
PBS004	6,100	93,16	93,76	6,941	54	94,34	93,92	4376 Hari	↓
PBS030	5,875	96,98	97,26	6,841	23	97,10	97,42	1282 Hari	↓
PBS039	6,625	96,57	98,52	6,977	23	98,00	98,07	5965 Hari	↓
PBS032	4,875	96,78	97,01	7,071	23	96,93	97,03	561 Hari	↓



Tim Riset:
 Ryan Eka Putra - Dealer FI - Ext.7952 - ryan.ekaputra@banksumselbabel.com
 Disclaimer/ Pernyataan bebas tanggung jawab: Semua data dalam lembaran ini hanya dipergunakan sebagai informasi. Kinerja masa lalu bukan merupakan indikasi kinerja masa depan atau perkiraan performa atas suatu instrumen. Informasi yang dimuat dalam lembaran ini diperoleh dari sumber yang dapat dipercaya, namun BPD Sumsel Babel tidak menjamin kelengkapan atau akurasi. Data, opini dan perkiraan yang diungkapkan dapat berubah tanpa pemberitahuan dan BPD Sumsel Babel tegas menolai setiap dan semua tanggung jawab atas pernyataan dan jaminan, tersurat maupun tersirat, yang tercantum di sini, atau yang tidak dicantumkan.