

Fixed Income Daily Report

Thursday, 02 January 2025 09:02:57

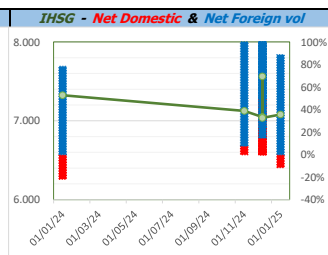
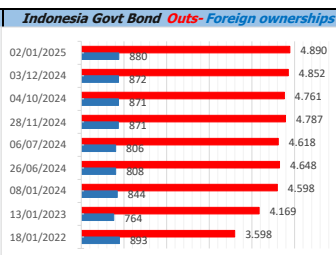
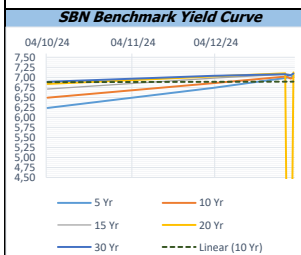
Global Market				Policy rates				
Indicator	price yesterday	TOD price	% chg.	Indicator	Date	Last	Prev.	Trend
USD/IDR Today	16135	16102	-0,20%	BI-7 DS RR		6,00	6,25	↓
SGD/IDR Spot	11897	11847	-0,43%	BI - Depfac	18/12/2024	5,25	5,50	↓
MYR/IDR Spot	3610	3599	-0,29%	BI - LF		6,75	7,00	↓
SAR/IDR Spot	4299	4297	-0,05%	US Fed's Current Range		4,50	5,50	↓
US - Dow Jones Industrial Average	42574	42544	-0,07%	LPS IDR		4,25	4,25	↔
Tokyo - Nikkei 225	40281	39895	-0,97%	LPS USD	01/02/2024	2,25	2,25	↔
Hong Kong - Hang Seng Index	20060	19753	-1,55%	LPS BPR		6,75	6,75	↔
Singapore - Srait Time Index STI	3788	3796	0,21%					
Indonesia - IHSG	7080	7122	0,59%					
WTI Crude Oil Future/ barrel (Aug. 2024)	68,87	68,87	0,00%					
Gold Spot \$/Oz	2633,98	2634,62	0,02%					
Ice Newcastle Coal/ metric ton	124,55	125,25	0,56%					
Malaysia CPO Contract (MYR/Metric ton)	5140,00	5140,00	0,00%					

Indonesia Economic Data (in US\$ Billion, or percentage)					
Indicator	Date	Last	Prev.	Trend	
GDP (Gross Domestic Bruto)	30/09/2024	4,95	5,05	↓	
CPI (YoY)	30/11/2024	1,55	1,71	↓	
CPI Core (YoY)	30/11/2024	2,26	2,26	↔	
CPI (MoM)	31/10/2024	0,30	0,08	↑	
Trade Balance (USD Billion)	30/11/2024	\$ 4,420	\$ 2,483	↑	
Export Growth	30/11/2024	\$ 9,13	\$ 10,27	↓	
Import Growth	30/11/2024	\$ 0,01	\$ 17,49	↓	
Foreign Reserves	30/11/2024	\$ 150,24	\$ 151,23	↓	
Balance of Payment	30/09/2024	\$ -2,150	\$ -3,246	↑	

Foreign currency (US\$) and Money Market (Rp.)					
Tenor	Sett. Date	BID	OFFER	Gap.	
TOD	02/01/2025	16.125	16.125	0,00	
TOM	03/01/2025	16.126	16.126	0,10	
SPOT	06/01/2025	16.126	16.126	0,10	
NDF 1Mo.	06/02/2025	16.247	16.260	13,00	
D-NDF 3Mo.	08/04/2025	16.301	16.335	34,00	
1 Wk.	13/01/2025	16.129	16.130	0,78	
2 Wk.	21/01/2025	16.134	16.134	0,56	
1 Mo.	06/02/2025	16.141	16.143	2,00	
2 Mo.	06/03/2025	16.159	16.159	0,00	
3 Mo.	08/04/2025	16.178	16.184	6,61	
6 Mo.	07/07/2025	16.241	16.255	14,25	
1 Yr.	06/01/2026	16.419	16.419	0,00	

Money Market Rates (ACT/360)									
RATE	O/N	1 Wk	2 Wk	1 Mo	2 Mo	3 Mo	6 Mo	9 Mo	1 Yr
INTERBANK (IDR)	6,18%	6,38%	6,45%	6,60%	#VALUE!	6,73%	no data	no data	no data
INTERBANK (USD)	4,35%	4,40%	4,40%	4,43%	4,50%	4,51%	4,51%	4,56%	4,58%
INDONESIA 6,18%									
SIBOR (SGD)	0,10%	0,14%	no data	0,17%	0,21%	0,25%	0,35%	0,47%	0,58%
LIBOR (USD)	5,06%	no data	no data	4,96%	no data	4,85%	4,68%	no data	6,04%
JIBOR (IDR)	6,18%	6,30%	no data	6,62%	no data	6,92%	7,06%	no data	7,22%

Indonesia Government Bond									
Seri	Coupon	Bid	Offer	Bid Yield	Day(s) to Next Coupon	Last Week	Last Month	Day(s) to maturity	Trend
FR0064	6,125	97,36	97,67	7,016	129	97,45	97,51	1208 Hari	↓
FR0081	6,500	99,73	99,90	7,094	160	99,84	99,82	158 Hari	↓
FR0084	7,250	100,27	100,52	6,981	40	100,38	100,40	399 Hari	↓
FR0090	5,125	96,06	96,39	7,021	99	96,08	96,20	818 Hari	↓
FR0091	6,375	96,21	96,88	7,046	99	96,20	96,36	2620 Hari	↑
FR0092	7,125	99,96	100,41	7,129	160	99,85	100,19	6282 Hari	↑
FR0093	6,375	94,39	95,09	7,057	9	94,80	94,80	4510 Hari	↓
FR0089	6,875	96,51	97,44	7,170	40	97,10	97,07	9584 Hari	↓
FR0095	6,375	98,10	98,48	6,975	40	98,11	98,24	1299 Hari	↓
FR0096	7,000	99,89	100,25	7,015	40	99,84	100,09	2921 Hari	↑
PBS012	8,875	109,69	111,01	7,067	129	111,01	110,35	2470 Hari	↓
PBS003	6,000	97,88	98,05	7,134	9	97,95	97,97	729 Hari	↓
PBS033	6,750	96,02	97,91	7,107	160	97,03	96,97	8083 Hari	↓
PBS036	5,375	98,79	99,31	7,373	40	99,05	99,46	218 Hari	↓
PBS037	6,875	99,44	99,78	6,946	68	100,13	99,61	4030 Hari	↓
PBS029	6,375	97,71	97,98	6,711	68	96,04	97,84	3309 Hari	↑
PBS034	6,500	95,61	96,39	6,987	160	95,60	96,00	5201 Hari	↑
FR0100	6,625	97,51	97,88	6,998	40	97,37	97,70	3281 Hari	↑
FR0101	6,875	99,39	99,80	7,039	99	99,58	99,57	1539 Hari	↓
FR0102	6,875	97,31	97,76	7,094	9	97,35	97,53	10634 Hari	↓
FR0103	6,750	98,16	98,50	6,999	9	97,96	98,33	3789 Hari	↑
FR0104	6,500	97,62	98,12	7,027	9	97,66	97,72	1988 Hari	↓
FR0098	7,125	100,40	100,74	7,078	160	100,39	100,55	4841 Hari	↑
FR0097	7,125	100,03	100,44	7,122	160	100,23	100,89	6642 Hari	↓
PBS038	6,875	97,44	98,03	7,095	160	97,65	97,74	8984 Hari	↓
PBS004	6,100	93,72	94,29	6,870	40	94,01	94,01	4362 Hari	↓
PBS030	5,875	97,07	97,35	6,823	9	97,16	97,21	1268 Hari	↓
PBS039	6,625	96,72	97,97	6,962	9	95,89	97,34	5951 Hari	↑
PBS032	4,875	96,58	96,98	7,252	9	96,78	96,94	547 Hari	↓



Tim Riset:
Ryan Eka Putra - Dealer FI - Ext.7952 - ryan.ekaputra@banksumselbabel.com

Disclaimer/ Pernyataan bebas tanggung jawab: Semua data dalam lembaran ini hanya dipergunakan sebagai informasi, Kinerja masa lalu bukan merupakan indikasi kinerja masa depan atau perkiraan performa atas suatu instrumen. Informasi yang dimuat dalam lembaran ini diperoleh dari sumber yang dapat dipercaya, namun BPD Sumsel Babel tidak menjamin kelengkapan atau akurasi. Data, opini dan perkiraan yang diungkapkan dapat berubah tanpa pemberitahuan dan BPD Sumsel Babel tegas menolai setiap dan semua tanggung jawab atas pernyataan dan jaminan, tersurat maupun tersirat, yang tercantum di sini, atau yang tidak dicantumkan.