

Fixed Income Daily Report

Monday, 06 January 2025 09:00:11

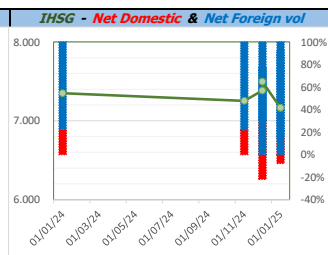
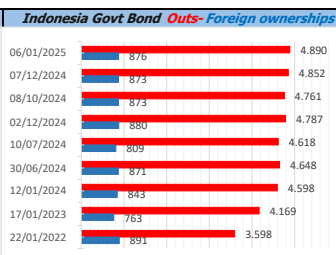
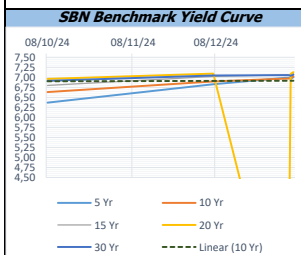
Global Market				Policy rates				
Indicator	price yesterday	TOD price	% chg.	Indicator	Date	Last	Prev.	Trend
USD/IDR Today	16195	16190	-0,03%	BI-7 DS RR		6,00	6,25	↓
SGD/IDR Spot	11895	11818	-0,66%	BI - Depfac	18/12/2024	5,25	5,50	↓
MYR/IDR Spot	3616	3599	-0,46%	BI - LF		6,75	7,00	↓
SAR/IDR Spot	4314	4313	-0,02%	US Fed's Current Range		4,50	5,50	↓
US - Dow Jones Industrial Average	42392	42732	0,80%	LPS IDR		4,25	4,25	→
Tokyo - Nikkei 225	39895	39460	-1,10%	LPS USD	01/02/2024	2,25	2,25	→
Hong Kong - Hang Seng Index	19760	19681	-0,40%	LPS BPR		6,75	6,75	→
Singapore - Srait Time Index STI	3802	3817	0,39%					
Indonesia - IHSG	7164	7180	0,21%					
WTI Crude Oil Future/ barrel (Aug. 2024)	68,87	68,87	0,00%					
Gold Spot \$/Oz	2640,38	2640,85	0,02%					
Ice Newcastle Coal/ metric ton	124,60	123,50	-0,89%					
Malaysia CPO Contract (MYR/Metric ton)	5140,00	5140,00	0,00%					

Indonesia Economic Data (in US\$ Billion, or percentage)					
Indicator	Date	Last	Prev.	Trend	
GDP (Gross Domestic Bruto)	30/09/2024	4,95	5,05	↓	
CPI (YoY)	31/12/2024	1,57	1,55	↑	
CPI Core (YoY)	31/12/2024	2,26	0	↑	
CPI (MoM)	30/11/2024	0,44	0,30	↑	
Trade Balance (USD Billion)	30/11/2024	\$ 4,420	\$ 2,483	↑	
Export Growth	30/11/2024	\$ 9,13	\$ 10,27	↓	
Import Growth	30/11/2024	\$ 0,01	\$ 17,49	↓	
Foreign Reserves	30/11/2024	\$ 150,24	\$ 151,23	↓	
Balance of Payment	30/09/2024	\$ -2,150	\$ -3,246	↑	

Foreign currency (US\$) and Money Market (Rp.)				
Tenor	Sett. Date	BID	OFFER	Gap.
TOD	06/01/2025	16.195	16.205	10,00
TOM	07/01/2025	16.196	16.206	10,15
SPOT	08/01/2025	16.196	16.206	10,15
NDF 1Mo.	10/02/2025	16.216	16.239	23,00
D-NDF 3Mo.	08/04/2025	16.278	16.302	24,00
1 Wk.	15/01/2025	16.199	16.210	11,48
2 Wk.	22/01/2025	16.204	16.214	10,36
1 Mo.	10/02/2025	16.213	16.226	13,00
2 Mo.	10/03/2025	16.235	16.252	17,00
3 Mo.	08/04/2025	16.263	16.280	17,00
6 Mo.	08/07/2025	16.354	16.372	17,22
1 Yr.	08/01/2026	16.505	16.545	40,00

Money Market Rates (ACT/360)									
RATE	O/N	1 Wk	2 Wk	1 Mo	2 Mo	3 Mo	6 Mo	9 Mo	1 Yr
INTERBANK (IDR)	5,98%	6,35%	6,45%	6,60%	#VALUE!	6,80%	no data	no data	no data
INTERBANK (USD)	4,38%	4,40%	4,40%	4,41%	4,47%	4,48%	4,51%	4,54%	4,54%
INDONESIA	5,98%								
SIBOR (SGD)	0,10%	0,14%	no data	0,17%	0,21%	0,25%	0,35%	0,47%	0,58%
LIBOR (USD)	5,06%	no data	no data	4,96%	no data	4,85%	4,68%	no data	6,04%
JIBOR (IDR)	5,98%	6,29%	no data	6,62%	no data	6,92%	7,06%	no data	7,22%

Indonesia Government Bond									
Seri	Coupon	Bid	Offer	Bid Yield	Day(s) to Next Coupon	Last Week	Last Month	Day(s) to maturity	Trend
FR0064	6,125	97,36	97,73	7,018	127	97,54	97,51	1206 Hari	↓
FR0081	6,500	99,77	99,93	7,018	158	99,85	99,82	156 Hari	↓
FR0084	7,250	100,24	100,45	7,012	38	100,35	100,40	397 Hari	↓
FR0090	5,125	96,04	96,37	7,041	97	96,21	96,20	816 Hari	↓
FR0091	6,375	96,22	96,60	7,046	97	96,42	96,36	2618 Hari	↓
FR0092	7,125	99,87	100,45	7,137	158	100,02	100,19	6280 Hari	↓
FR0093	6,375	94,39	95,17	7,055	7	94,78	94,80	4508 Hari	↓
FR0089	6,875	96,79	97,55	7,145	38	97,27	97,07	9582 Hari	↓
FR0095	6,375	98,02	98,39	7,003	38	98,22	98,24	1297 Hari	↓
FR0096	7,000	99,82	100,23	7,028	38	100,09	100,09	2919 Hari	↓
PBS012	8,875	110,33	111,65	6,952	127	110,99	110,35	2468 Hari	↓
PBS003	6,000	98,04	98,28	7,052	7	98,16	97,97	727 Hari	↓
PBS033	6,750	96,09	97,97	7,101	158	97,03	96,97	8081 Hari	↓
PBS036	5,375	99,02	99,37	7,036	38	99,20	99,46	216 Hari	↓
PBS037	6,875	99,84	100,17	6,894	66	100,01	99,61	4028 Hari	↓
PBS029	6,375	97,66	97,93	6,718	66	97,80	97,84	3307 Hari	↓
PBS034	6,500	95,95	96,69	6,948	158	96,32	96,00	5199 Hari	↓
FR0100	6,625	97,31	97,68	7,028	38	97,48	97,70	3279 Hari	↓
FR0101	6,875	99,53	99,87	7,001	97	99,70	99,57	1537 Hari	↓
FR0102	6,875	97,50	98,06	7,078	7	97,89	97,53	10632 Hari	↓
FR0103	6,750	98,06	98,34	7,014	7	98,15	98,33	3787 Hari	↓
FR0104	6,500	97,77	98,20	6,983	7	97,99	97,72	1986 Hari	↓
FR0098	7,125	100,26	100,75	7,094	158	100,42	100,55	4839 Hari	↓
FR0097	7,125	99,95	100,39	7,129	158	100,17	100,89	6640 Hari	↓
PBS038	6,875	97,44	98,03	7,095	158	97,73	97,74	8982 Hari	↓
PBS004	6,100	93,65	94,20	6,880	38	93,93	94,01	4360 Hari	↓
PBS030	5,875	97,03	97,31	6,838	7	97,17	97,21	1266 Hari	↓
PBS039	6,625	96,94	98,18	6,939	7	97,56	97,34	5949 Hari	↓
PBS032	4,875	96,64	96,98	7,246	7	96,81	96,94	545 Hari	↓



Tim Riset:
 Ryan Eka Putra - Dealer FI - Ext.7952 - ryan.ekaputra@banksmselbabel.com
 Disclaimer/ Pernyataan bebas tanggung jawab: Semua data dalam lembaran ini hanya dipergunakan sebagai informasi. Kinerja masa lalu bukan merupakan indikasi kinerja masa depan atau perkiraan performa atas suatu instrumen. Informasi yang dimuat dalam lembaran ini diperoleh dari sumber yang dapat dipercaya, namun BPD Sumsel Babel tidak menjamin kelengkapan atau akurasi. Data, opini dan perkiraan yang diungkapkan dapat berubah tanpa pemberitahuan dan BPD Sumsel Babel tegas menolai setiap dan semua tanggung jawab atas pernyataan dan jaminan, tersurat maupun tersirat, yang tercantum di sini, atau yang tidak dicantumkan.